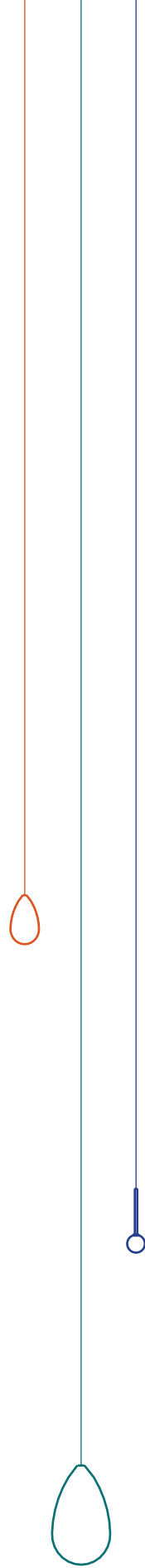




lights for creative people



In copertina la cometa Panstarrs ripresa dall'Osservatorio Astronomico di Sormano  
On the cover Panstarrs comet captured by the Astronomic Observatory of Sormano (Italy)





Quando è nata Album, trent'anni fa, ho puntato su una filosofia ben precisa. Portare la luce solo dove serve, perché chi la utilizza possa disporla in un ambiente secondo il proprio gusto, i desideri, le necessità. E' l'incontro fra creazione, razionalità e tecnologia, che permette un forte risparmio energetico. E' la nostra proposta innovativa nella tradizione del migliore design italiano. Dedicata ai progettisti di tutto il mondo, di professione o non, ed alla loro creatività.

PORTIAMO LA LUCE  
SOLO DOVE SERVE


PLACE LIGHT EXACTLY  
WHERE YOU NEED IT

When Album was born, thirty years ago, I aimed to a precise philosophy. Place light exactly where you need it, so that whoever uses it can arrange it in an environment according to his personal taste, desires, requirements. A combination of creativity, rationality and technology which also allows energy saving. This is our innovative proposal within the best italian design tradition. Dedicated to designers all over the world, whether they are professionals or not, and to their creativity.

design *perpetANZI*

## PER IL BENE DEL PIANETA PORTIAMO LA LUCE AD UN CONSUMO SEMPRE PIU' BASSO

Per il bene del pianeta proponiamo luci a consumo sempre più basso. La nostra collezione tradizionale è già da 20 anni composta da luci a bassissima tensione, molto più efficienti di quelle tradizionali. Le nuove collezioni adottano fonti di luce LED che consumano, a parità di luce, un quinto delle luci tradizionali, e durano fino a 40 volte di più. Inoltre i nostri sistemi consentono di portare in tutta sicurezza la luce vicino al punto in cui viene utilizzata, garantendo un ulteriore risparmio. Il risparmio energetico è la filosofia del futuro.



## FOR THE SAFETY OF THE PLANET, WE LIKE LIGHT TO HAVE AN EVEN LOWER ENERGY CONSUMPTION

For the sake of the planet we like to propose lights which consume always less energy. For over 20 years our traditional collection has been composed by safety extra low voltage lights, much more efficient than traditional lightbulbs. The new collections use LED light sources which consume, with equal light intensity, five times less than traditional lights, and last over 40 times longer. In addition, our systems allow you to safely bring the light close to where it is used, ensuring further energy saving. Energy saving is the philosophy of the future.



## LUCI PER LE TUE IDEE LUMINOSE

Con i nostri sistemi progettare è semplice. Ti permettono di risolvere le necessità di illuminazione di qualsiasi ambiente, anche dei più irregolari, a partire da un solo punto luce. Puoi scegliere i vari corpi illuminanti, distribuirli a piacere nella stanza seguendo il tragitto che preferisci e fare in modo che si accendano separatamente. Metti in luce la tua creatività, i sistemi Album sono pensati per questo.

## LIGHTS FOR YOUR BRIGHT IDEAS

With our systems it is easy to design a project. They allow you to solve the lighting needs of any environment, even the irregular ones, starting from a single lighting point. You may choose from the various lighting bodies, distribute them as you wish, make them light up separately. Light up your creativity, Album systems were designed for this.

## ALTA TECNOLOGIA, ALTO ARTIGIANATO ITALIANO

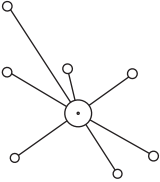
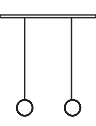



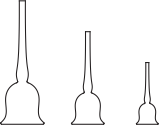
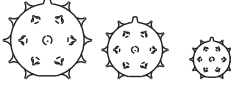



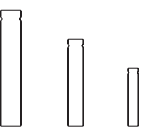
I componenti tecnici dei prodotti Album sono realizzati secondo le tecnologie più innovative per garantire prestazioni elevate e sicurezza. I loro abiti emozionanti sono confezionati dai migliori artigiani italiani, la cui abilità è universalmente riconosciuta.

## HIGH TECHNOLOGY, HIGH ITALIAN CRAFT

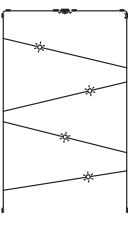
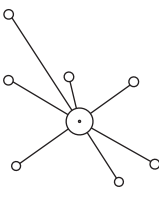
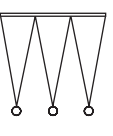
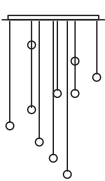

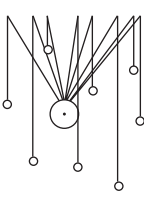
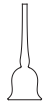






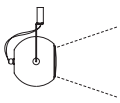














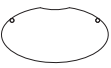



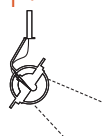
The technical components of Album products are produced with the most innovative technologies to guarantee high performance and safety. Their emotional 'wrappings' are made by the best Italian craftsmen, whose ability is acknowledged worldwide.



## LAMPADINE LED 220V/220V LED LIGHTBULBS

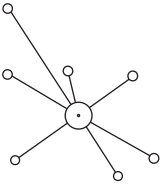

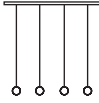
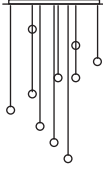

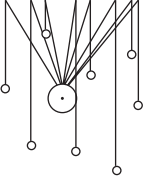
























SISTEMI/SYSTEMS			SOSPENSIONI/SUSPENDED		
<b>Blow Up</b> p.10 	<b>Barra XL</b> p.22 	<b>Lumiera XL</b> p.26 	<b>Mini XL</b> p.28 	<b>Sciame XL</b> p.32 	
+ CORPI ILLUMINANTI/LIGHTING BODIES					
<b>Bucaneve</b> XXL - XL - L p.36 	<b>Diatomea</b> XXL - XL - L p.39 	<b>Goccia</b> XXL - XL - L p.40 	<b>Lilium</b> XXL - XL - L p.42 	<b>Pendolino</b> XXL - XL - L p.44 	<b>Sigaro</b> XXL - XL - L p.48 

## LAMPADINE LED 12V/12V LED LIGHTBULBS

SISTEMI/SYSTEMS			SOSPENSIONI/SUSPENDED					
<b>Orbite</b> p.54 	<b>Radiale</b> p.74 	<b>Barra</b> p.94 	<b>Lumiera</b> p.98 	<b>Mini</b> p.102 	<b>Sciame</b> p.112 			
+ CORPI ILLUMINANTI/LIGHTING BODIES								
<b>Bucaneve</b> p.118 	<b>Campanella</b> p.119 	<b>Crespella</b> p.120 	<b>Dardo</b> p.121 	<b>Diatomea</b> p.122 	<b>Farfalla</b> p.124 	<b>Fili d'angelo</b> p.125 	<b>Fredginger</b> p.126 	<b>Galaverna</b> p.127 
<b>Gemma</b> p.128 	<b>Ghiacciolo</b> p.130 	<b>Goccia</b> p.131 	<b>Lilium</b> p.132 	<b>Medusina</b> p.134 	<b>Mozzarella</b> p.135 	<b>Nuvola</b> p.136 	<b>Ostrica</b> p.137 	<b>Ovosodo</b> p.138 
<b>Pasticcini</b> p.139 	<b>Patata</b> p.140 	<b>Pendilla</b> p.142 	<b>Pendolino</b> p.143 	<b>Popone</b> p.144 	<b>Seppiolina</b> p.145 	<b>Sigaretta</b> p.146 	<b>Sigaro</b> p.147 	<b>Strale</b> p.149 


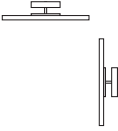















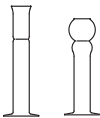





# LED INTEGRATO/INTEGRATED LED

SISTEMI/SYSTEMS			SOSPENSIONI/SUSPENDED					
<b>Universo Led</b> p.152 	<b>Outdoor</b> p.180 	<b>Barraled</b> p.210 	<b>Lumieraed</b> p.216 	<b>Miniled</b> p.224 	<b>Sciameled</b> p.234 			
+ CORPI ILLUMINANTI/LIGHTING BODIES								
<b>Apocalisse</b> p.244 	<b>Boero</b> p.245 	<b>Canna</b> p.246 	<b>Caramella</b> p.248 	<b>Cometa</b> p.249 	<b>Fiocchi</b> p.250 	<b>Giove</b> p.251 	<b>Luna</b> p.252 	<b>Marte</b> p.253 
<b>Mercurio</b> p.254 	<b>Mezzamanica</b> p.255 	<b>Moghul</b> p.256 	<b>Nebulosa</b> p.257 	<b>Nettuno</b> p.260 	<b>Plutone</b> p.261 	<b>Quasar</b> p.262 	<b>Quasarone</b> p.264 	<b>Rigoletto</b> p.266 
<b>Saturno</b> p.267 	<b>Stellina</b> p.268 	<b>Supernova</b> p.270 	<b>Terra</b> p.271 	<b>Ufo</b> p.272 	<b>Venere</b> p.274 			

INDICE

# LUCI/LIGHTS

SOSPENSIONE/SUSPENDED			PARETE-PLAFONE/WALL-CEILING			
<b>Ellepì</b> p.278 	<b>Ellepì</b> p.296 	<b>Medusina</b> p.298 	<b>Nuvola</b> p.299 	<b>Paretilla</b> p.300 	<b>Pasticcioni</b> p.302 	<b>Pianella</b> p.304 
INCASSO/RECESSED						
<b>Caramella</b> p.282 	<b>Ghiaccio</b> p.283 	<b>Mezzamanica</b> p.284 	<b>Moghul</b> p.285 	<b>Nuvola</b> p.286 	<b>Pasticcini</b> p.287 	<b>Pasticcioni</b> p.290 
<b>Stellina</b> p.292 	<b>Ufo spot</b> p.293 	<b>Venere</b> p.295 				
TAVOLO/TABLE						
<b>Ledo&amp;Leda</b> p.306 	<b>Medusina</b> p.316 	<b>Tactic</b> p.317 	<b>Tonic</b> p.318 			

Sistemi/Systems

**Blow Up**

Sospensioni/Suspended

**Barra XL**

**Lumiera XL**

**Mini XL**

**Sciame XL**

Corpi illuminanti/Lighting bodies

**Bucaneve XL**

**Diatomea XL**

**Goccia XL**

**Lilium XL**

**Pendolino XL**

**Sigaro XL**





Il sistema Blow Up prevede un rosone, montato in corrispondenza del punto luce, dal quale si diramano i cavi a treccina che alimenteranno e terranno sospesi i corpi illuminanti.

Il rosone, di cui esistono più versioni, può essere montato sia a parete che a plafone.

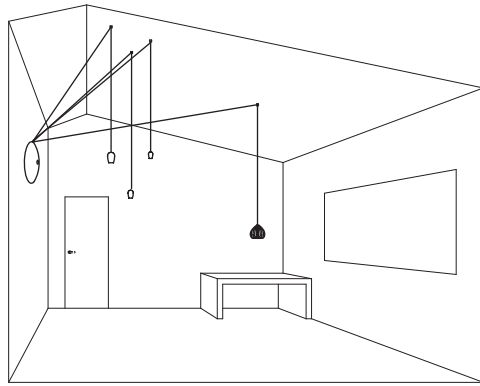
I corpi illuminanti LED sono disponibili in numerosi modelli con differenti forme, finiture, e tipo di luce prodotta e sono alimentati a tensione di rete.

# BLOW UP

design Pepe Tanzi, 2019

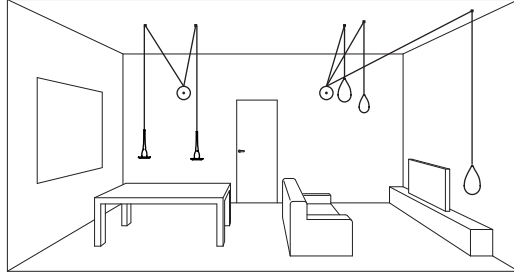
The Blow Up system consists of a rose, installed on the existing lighting point (power connection), from which the XL lighting bodies branch out and are suspended by means of their power cables.

The rose is available in different sizes and may be mounted on walls or ceilings. The lighting bodies are available in several models. They come in different shapes, finishes, type of light emitted and are powered by mains voltage.





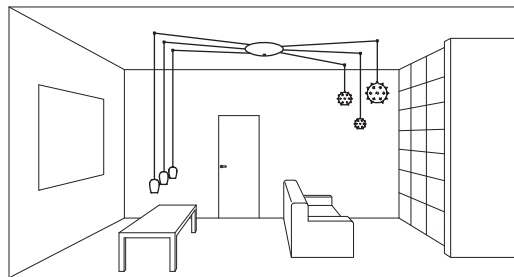
LAMPADINE LED 220V





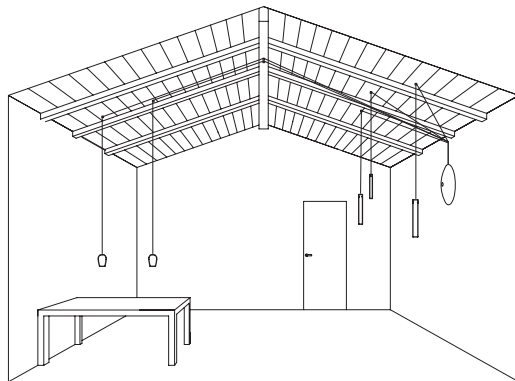


LAMPADINE LED 220V





LAMPADINE LED 220V



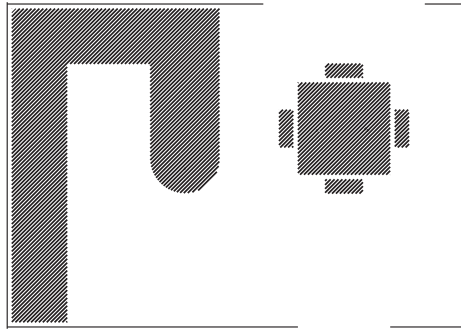


LAMPADINE LED 220V

1.

Scegli la zona che vuoi illuminare

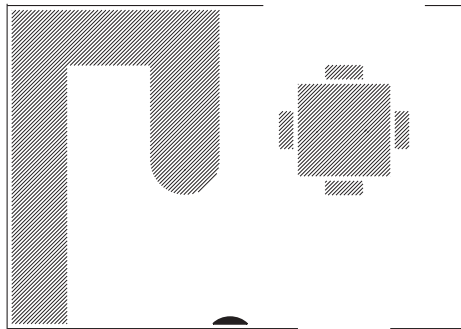
Choose the area you wish to light



2.

Individua il punto luce a cui collegare il rosone

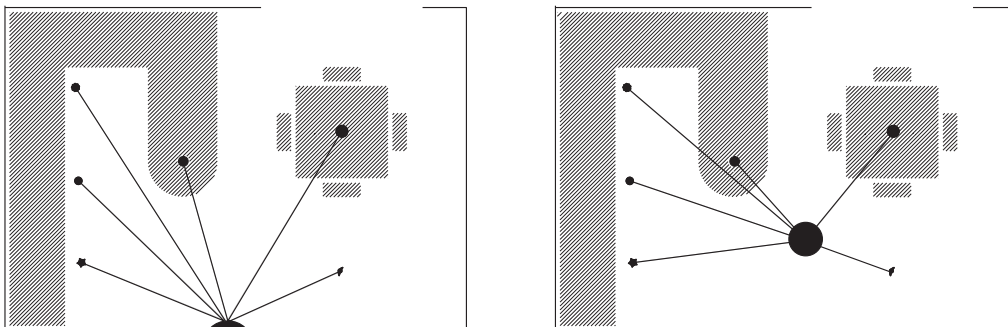
Locate the power supply to which you will connect the rose



3.

Scegli e posiziona a tuo piacere i corpi illuminanti

Choose and place the lighting bodies





LAMPADINE LED 220V

## BARRA XL

Rosone a barra al quale si possono sospendere, con il proprio cavo di alimentazione, due o tre corpi illuminanti XL. Il rosone, lungo 115cm, è disponibile in due finiture: color bianco e color alluminio. Si utilizza con corpi illuminanti della collezione XL.

Bar rose to which it is possible to suspend two or three lighting bodies by means of their power cables. The rose is 115cm long and is available in two colours: white and aluminium. Choose the lighting bodies from our XL collection.

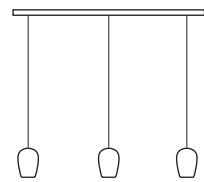
Design Pepe Tanzi, 2019



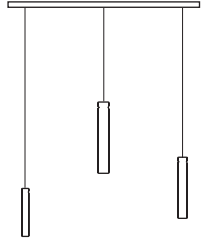


Barra XL + Pendolino XXL

LAMPADINE LED 220V



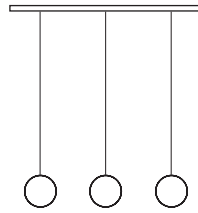
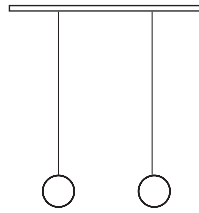
Pricelist page  
8-10



+

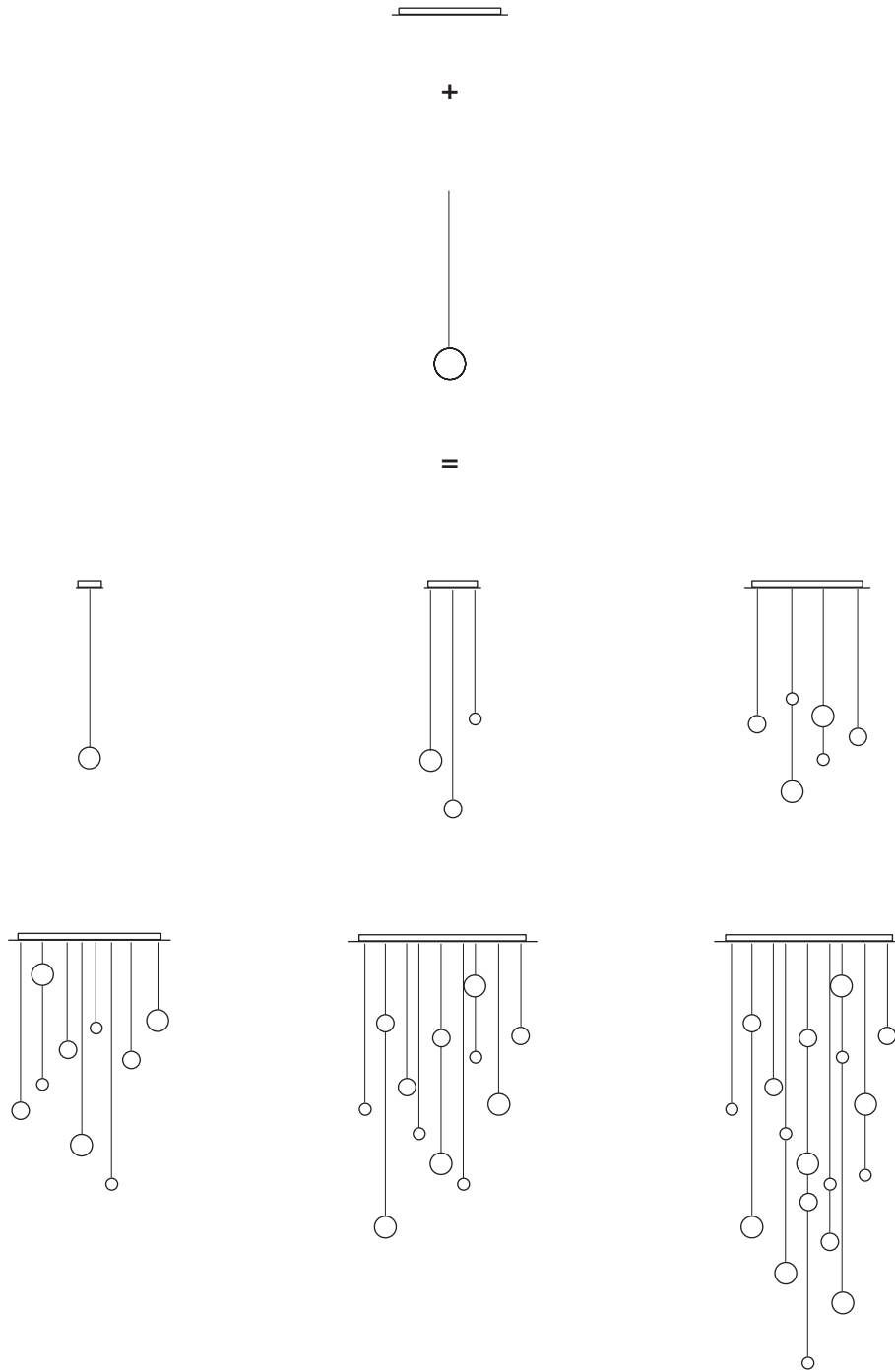


=





LAMPADINE LED 220V

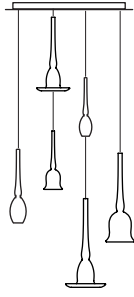


## LUMIERA XL


Lampadari con corpi illuminanti alimentati a tensione di rete, disponibili in varie dimensioni. Dal rosone si possono sospendere da 1 a 18 corpi illuminanti con cavo di alimentazione. Il rosone è disponibile in acciaio specchiato o bianco. I corpi illuminanti sono a scelta tra quelli della collezione a XL.

Chandeliers with lighting bodies at mains power available in different sizes. It is possible to suspend from 1 to 18 lighting bodies from the rose. The rose is available in mirrored or white finish. Choose the lighting bodies from the XL collection.

Design Pepe Tanzi, 2019



Lumiera XL X6 Bucaneve



## MINI XL

Piccolo rosone al quale si può sospendere, con il proprio cavo di alimentazione, 1 corpo illuminante. Nel caso in cui il punto luce sia decentrato rispetto alla zona da illuminare i corpi illuminanti possono essere posizionati esattamente dove occorrono tramite un noddolino da fissare al plafone. I corpi illuminanti sono a scelta tra quelli della collezione XL.

Small rose to which it is possible to suspend 1 lighting body by means of its own power cable. If the lighting point is not centred according to the place you need to light, it is possible to use a ceiling fixed nipple to hang the lighting body exactly where it is needed. Choose the lighting bodies from our XL collection.

Design Pepe Tanzi, 2019





+



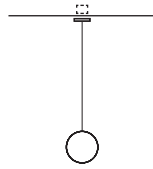
=



+



=



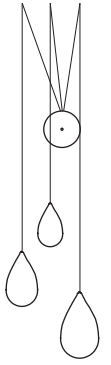




Mini XL + Goccia XL

LAMPADINE LED 220V





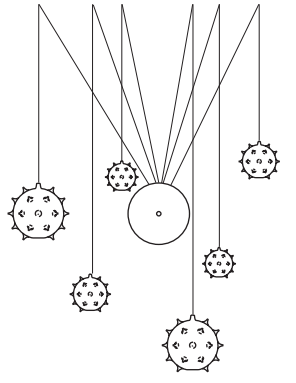
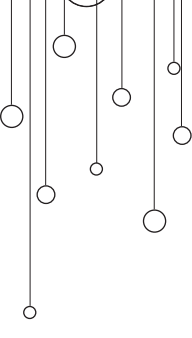
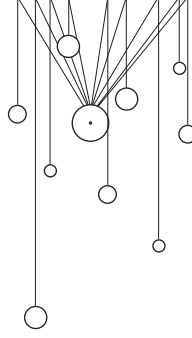
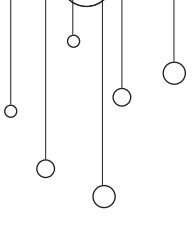
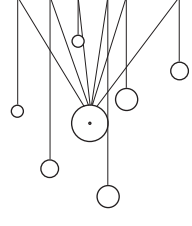
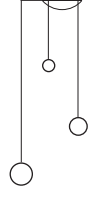
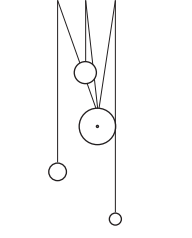
## SCIAME XL

Serie di sospensioni predefinite. Al rosone, che può essere posizionato a parete o plafone, si possono sospendere 3, 6 o 9 corpi illuminanti con cavo di alimentazione a tensione di rete. I corpi illuminanti fanno parte della collezione XL.

Collection of precomposed chandeliers. The rose may be applied to the wall or ceiling and it can power 3, 6 or 9 lighting bodies with their power cable. The lighting bodies are from our XL collection.

Design Pepe Tanzi, 2019





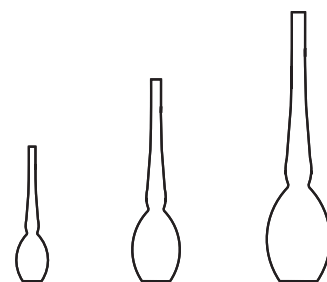




## BUCANEVE XL

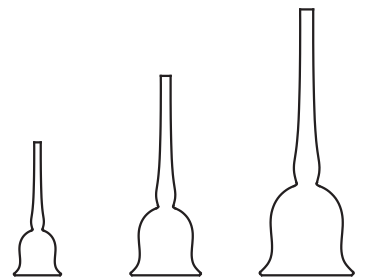
Ne esistono tre diverse versioni Chiuso, Aperto e In fiore come le fasi della fioritura. Ciascuna versione è realizzata in vetro borosilicato soffiato e formato a mano ed è disponibile in tre misure. Forniscono luce diretta all'intorno per mezzo di una lampadina bispina a tensione di rete. Si utilizzano con lampadine a LED.

Available in three versions; Chiuso, Aperto and In fiore like the stages of a blooming flower. All versions are in handshaped blown borosilicate glass and come in three sizes. They provide direct light by means of a capsule light bulb powered by the mains voltage. They are used with LED light bulbs.



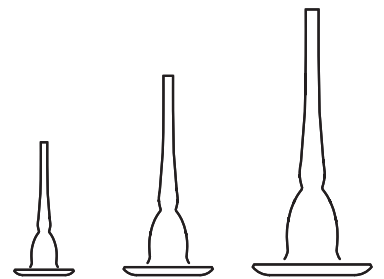
	L	XL	XXL
	Ø 6 cm	Ø 7,5 cm	Ø 8,5 cm
	H 24,5 cm	H 31 cm	H 37 cm
	G9	G9	G9
	110÷240V	110÷240V	110÷240V

Pricelist page  
24-26



	L	XL	XXL
	Ø 8,7 cm	Ø 10,5 cm	Ø 12,5 cm
	H 24,5 cm	H 31 cm	H 37 cm
	G9	G9	G9
	110÷240V	110÷240V	110÷240V

Pricelist page  
24-26



L	XL	XXL
Ø 11,5 cm	Ø 15 cm	Ø 17 cm
H 24,5 cm	H 31 cm	H 37 cm
G9	G9	G9
110÷240V	110÷240V	110÷240V

Pricelist page  
24-26






## DIATOMEA XL

E' realizzata in vetro borosilicato trasparente soffiato e formato a mano, disponibile in tre differenti dimensioni. Fornisce luce diffusa per mezzo di una lampadina bispina a tensione di rete. E' utilizzabile con lampadine a LED.

They are handmade and blown in borosilicate glass in clear finish. They are available in three sizes and provide diffused light by means of a capsule light bulb powered by the mains voltage. They are used with LED light bulbs.

Design Pepe Tanzi, 2019



L	XL	XXL
Ø 12,5 cm	Ø 14 cm	Ø 17 cm
G9	G9	G9
110÷240V	110÷240V	110÷240V

Pricelist page  
27

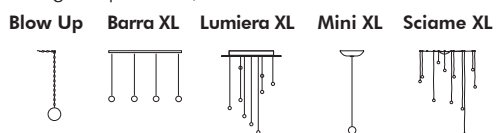


## GOCCIA XL

Viene realizzata in vetro borosilicato soffiato e formato a mano nelle finiture trasparente o smerigliata. Viene installata all'altezza desiderata dove si voglia ottenere una luminosità regolarmente distribuita in tutte le direzioni. Fornisce luce diretta per mezzo di una lampadina bispina a tensione di rete. E' utilizzabile con lampadine a LED.

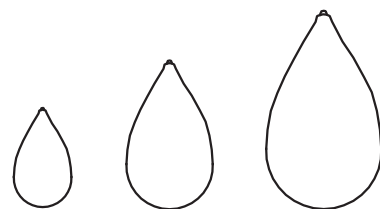
These water drops are handmade and shaped in blown borosilicate glass in clear or frosted finish. Three different sizes are available. They provide direct light by means of a capsule light bulb powered by mains voltage. It is used with LED lightbulbs.

Design Pepe Tanzi, 2019





LAMPADINE LED 220V



	L	XL	XXL
	Ø 14 cm	Ø 18 cm	Ø 21 cm
	H 24 cm	H 30 cm	H 36 cm
	G9	G9	G9
	110÷240V	110÷240V	110÷240V

Pricelist page  
28



## LILIAM XL

Fornisce luce diretta verso il basso e parzialmente all'intorno con parabola dicroica a tensione di rete. E' utilizzabile con lampadine a LED. Viene utilizzata per l'illuminazione di ambienti con luce accentuata verso il basso o sopra tavoli da pranzo e da lavoro. Realizzata in vetro borosilicato rigato soffiato e formato a mano.

Provides downwards direct light with a dichroic bulb. It is used with LED light bulbs. Suitable for general lighting or for direct light over dining tables, counters or work tables. It is made of fluted clear handshaped blown borosilicate glass.

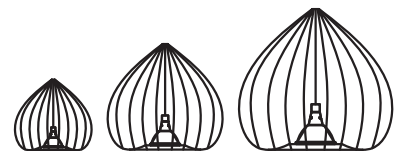
Design Pepe Tanzi, 2019

**Blow Up** **Barra XL** **Lumiera XL** **Mini XL** **Sciame XL**





LAMPADINE LED 220V



L	XL	XXL
Ø 18,5 cm	Ø 21 cm	Ø 25 cm
H 17,3 cm	H 21 cm	H 25 cm
GU10	GU10	GU10
110÷240V	110÷240V	110÷240V

Pricelist page  
29



## PENDOLINO XL

Fornisce luce diretta per mezzo di una lampadina a bispina a tensione di rete. E' utilizzabile con lampadine a LED. E' realizzato in modo artigianale con vetro borosilicato soffiato e formato a mano, disponibile in tre misure e varie finiture.

They are handmade and blown in borosilicate glass. Three different sizes are available in several finishes, they all provide diffused light by means of a capsule light bulb powered by mains voltage. They are used with LED light bulbs.

Design Pepe Tanzi, 2019

**Blow Up Barra XL Lumiera XL Mini XL Sciame XL**

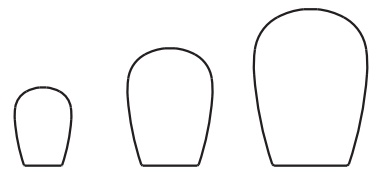




LAMPADINE LED 220V







	L	XL	XXL
	Ø 9 cm	Ø 10,5 cm	Ø 13 cm
	H 11,5 cm	H 14 cm	H 17,5 cm
	G9	G9	G9
	110÷240V	110÷240V	110÷240V

Pricelist page  
30



## SIGARO XL

Fornisce luce diffusa per mezzo di una lampadina bispina a tensione di rete. E' utilizzabile con lampadine a LED. E' in vetro borosilicato soffiato e formato a mano, disponibile in tre misure e varie finiture.

They are made of handmade blown borosilicate glass in different finishes. They are available in three sizes and provide diffused light by means of a capsule light bulb powered by mains voltage. They are used with LED light bulbs.

Design Pepe Tanzi, 2019

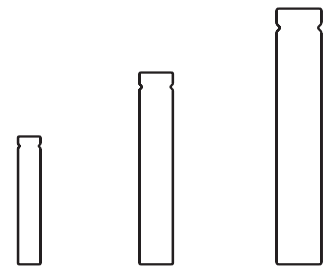
**Blow Up Barra XL Lumiera XL Mini XL Sciume XL**





LAMPADINE LED 220V





L	XL	XXL
Ø 6 cm	Ø 7 cm	Ø 8 cm
H 30 cm	H 38 cm	H 45 cm
G9	G9	G9
110÷240V	110÷240V	110÷240V

Pricelist page  
31-32

Sistemi/Systems

**Orbite**

**Radiale**

Sospensioni/Suspended

**Barra**

**Lumiera**

**Mini**

**Sciame**

Corpi illuminanti/Lighting bodies

**Bucaneve**

**Campanella**

**Crespella**

**Dardo**

**Diatomea**

**Farfalla**

**Filo d'angelo**

**Fredginger**

**Galaverna**

**Gemma**

**Ghiacciolo**

**Goccia**

**Lilium**

**Medusina**

**Mozzarella**

**Nuvola**

**Ostrica**

**Ovosodo**

**Pasticcini**

**Patata**

**Pendilla**

**Pendolino**

**Popone**

**Seppiolina**

**Sigaretta**

**Sigaro**

**Strale**







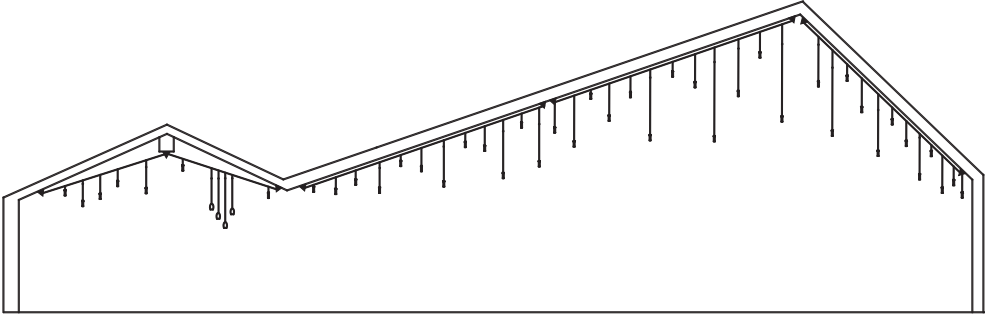
'Orbite' è un sistema per l'illuminazione che si ispira alla struttura di una porzione di Universo dove corpi eterogenei per forma, dimensione e luminosità restano sospesi e apparentemente immobili. Ricostruire in piccolo una 'porzione di Universo' in un ambiente chiuso riserva un sorprendente valore di interazione con l'architettura ed esprime la capacità di offrire emozione. Inoltre consente di ottenere un'illuminazione razionale ed energeticamente ponderata.

# ORBITE

design Pepe Tanzi, 1988

'Orbite' is a lighting system inspired by the structure of a slice of Universe, in which bodies that are of different shape, size and brightness are suspended in the space appearing motionless, still. Recreating this 'small portion of universe' in a closed environment, is very effective in terms of architectural interaction, and is sure to make a big impact.

The correct lighting obtained ensures proper energy consumption.

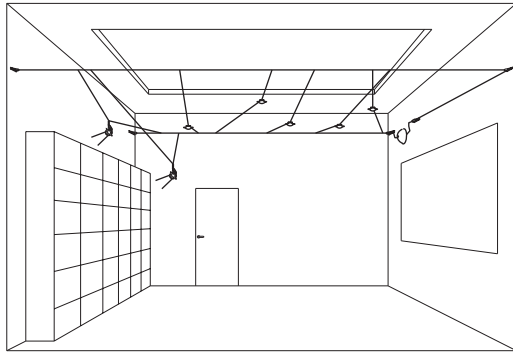






Restaurant in medieval town Candelo, Italy







LAMPADINE LED 12V



Relais Masseria Capasa (LC) - project: Studio Fracasso - photo: Adriano Pecchio



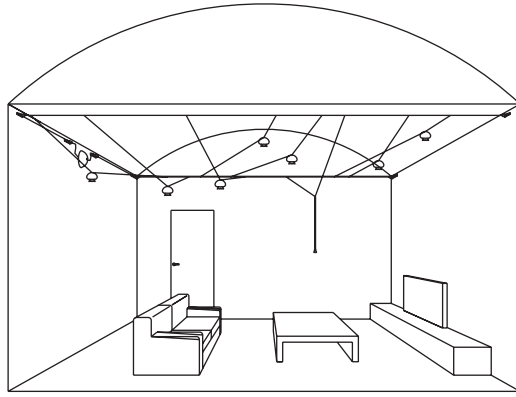


LAMPADINE LED 12V



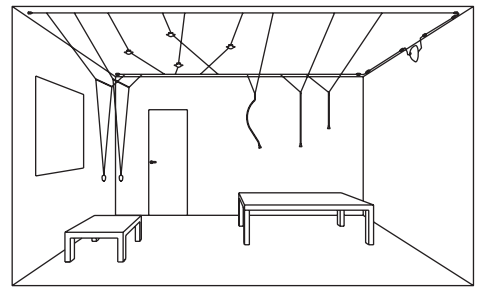


LAMPADINE LED 12V





LAMPADINE LED 12V

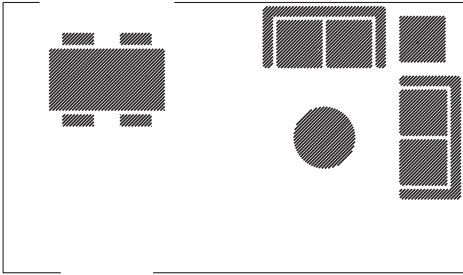




1.

Scegli la zona  
che vuoi illuminare

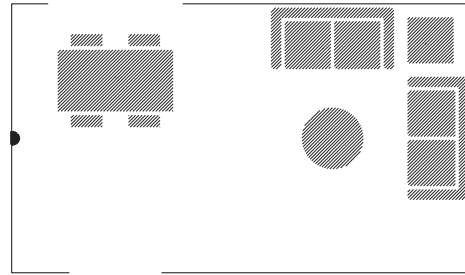
Choose the area  
you wish to light



2.

Individua il punto luce a cui  
collegare il rosone

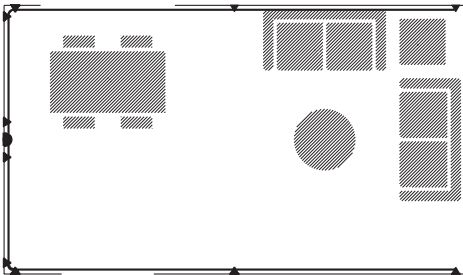
Locate the power supply to which  
you will connect the rose



3.

Definisci il perimetro  
utilizzando i cavi portanti

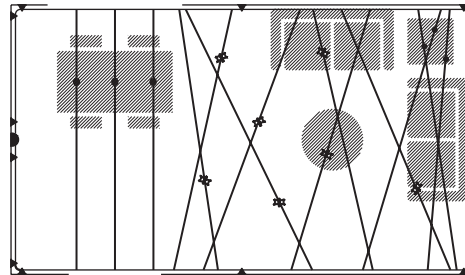
Define the perimeter  
using the supporting cables



4.

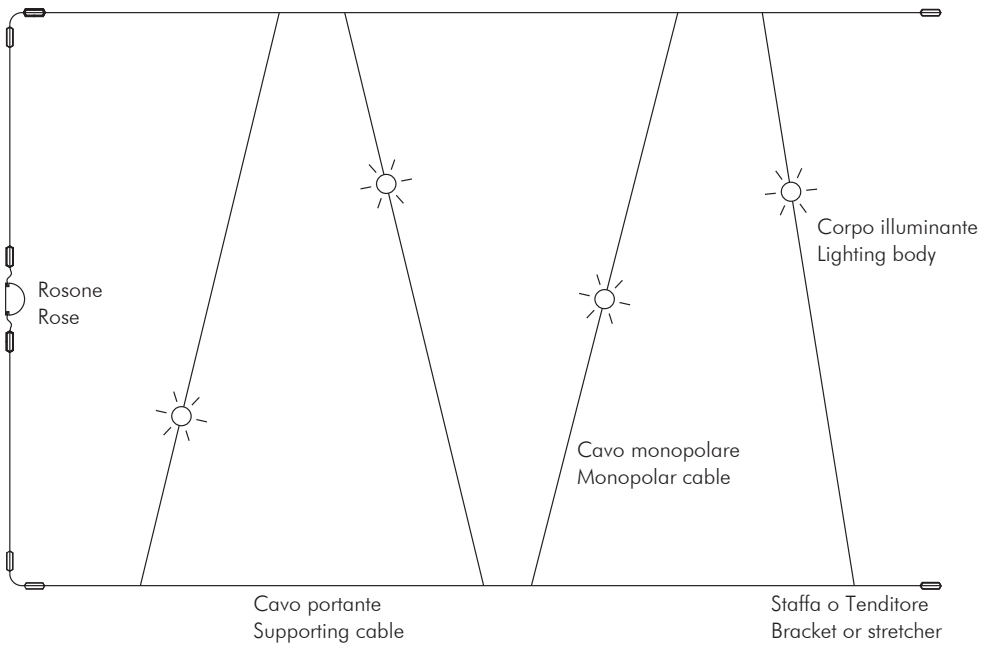
Scegli e posiziona a tuo  
piacere i corpi illuminanti

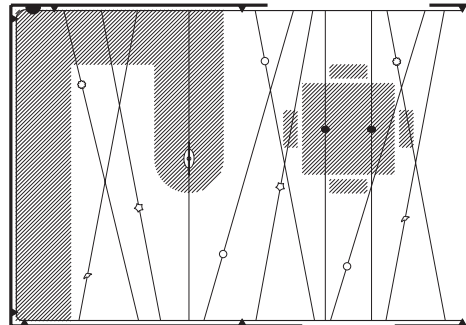
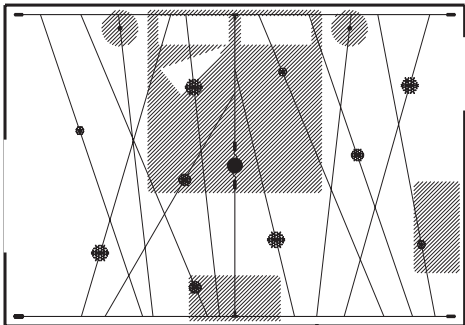
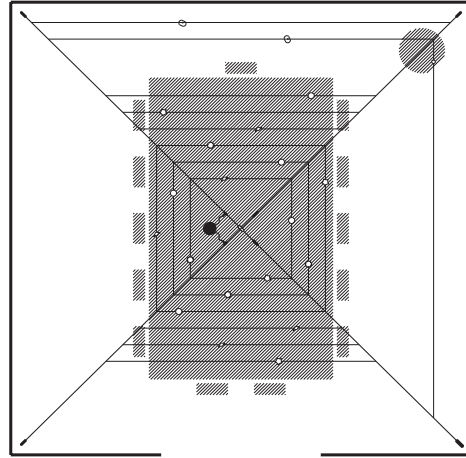
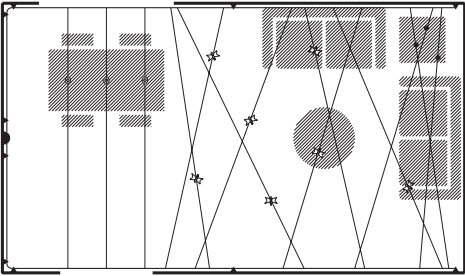
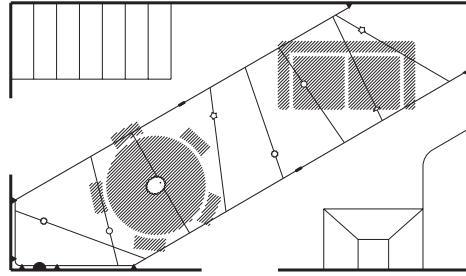
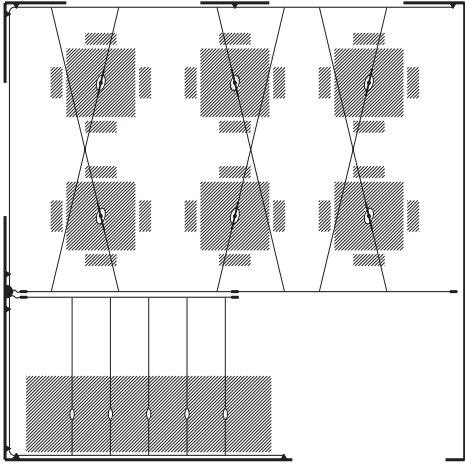
Choose and place  
the lighting bodies













Il sistema Radiale,  
a bassissima tensione (soli 12 Volt),  
prevede un rosone,  
montato in corrispondenza del  
punto luce, dal quale  
si diramano nelle direzioni  
desiderate i cavi a treccina  
che alimentano e sospendono  
i corpi illuminanti.

Il rosone, di cui esistono più  
versioni, alcune delle quali con  
luce, contiene il trasformatore e  
può essere montato  
sia a parete che a plafone.

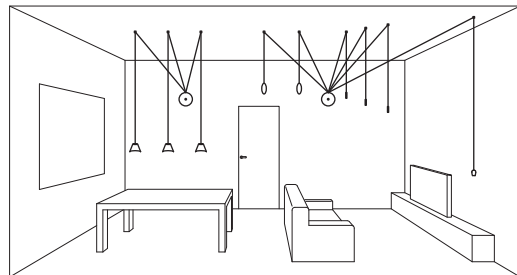
I corpi illuminanti sono  
disponibili in numerosi modelli  
con differenti forme, finiture e  
tipologia di luce prodotta.

# RADIALE

design Pepe Tanzi, 2005

The Radiale system is a  
safety extra low voltage (12V)  
system which includes  
a rose connected to the mains  
power supply to which  
lighting bodies are connected. The  
lighting bodies are  
powered and suspended  
by a small plait-like cable.

The rose is available in various  
models, some of which can be lit, it  
holds the transformer and  
can be placed on walls or ceilings.  
There is a large range of lighting  
bodies available, they come in  
many different shapes and colors  
and each one produces a  
different type of light.





LAMPADINE LED 12V





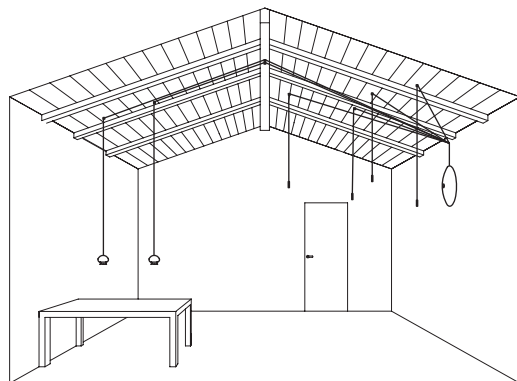




Montana Lodge & Spa \*\*\*\*\*Hotel - La Thuile - project: Studio Del Portico



LAMPADINE LED 12V





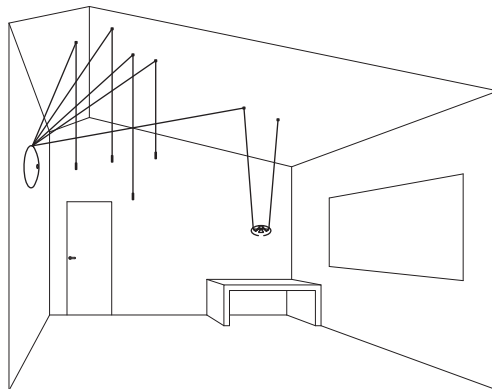
Ristorante Al Campanile - Boario - project: Schera illuminazione



LAMPADINE LED 12V













Lighting project: Urban Electric, London

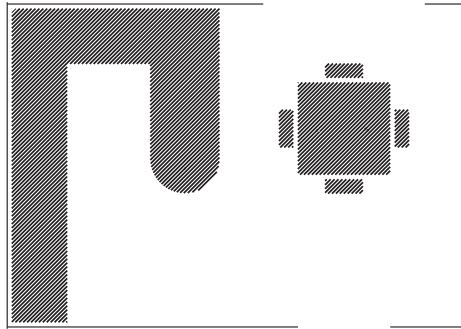


LAMPADINE LED 12V

1.

Scegli la zona che vuoi illuminare

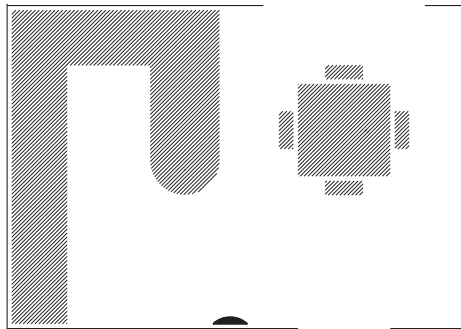
Choose the area you wish to light



2.

Individua il punto luce a cui collegare il rosone

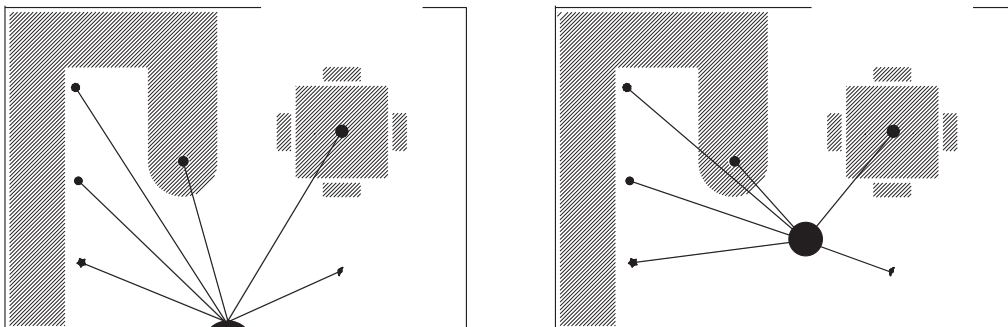
Locate the power supply to which you will connect the rose



3.

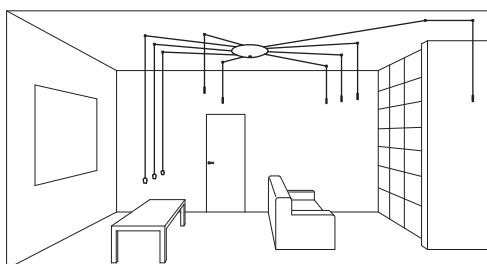
Scegli e posiziona a tuo piacere i corpi illuminanti

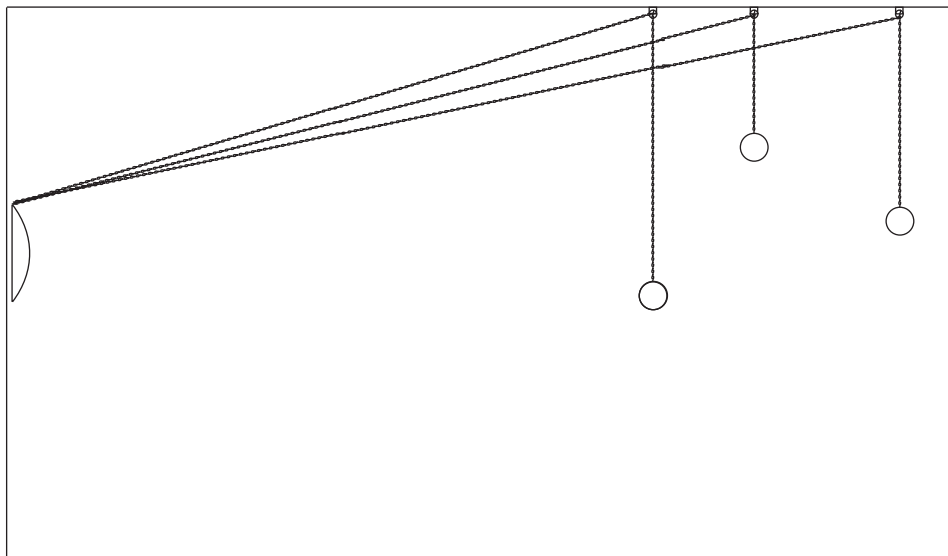
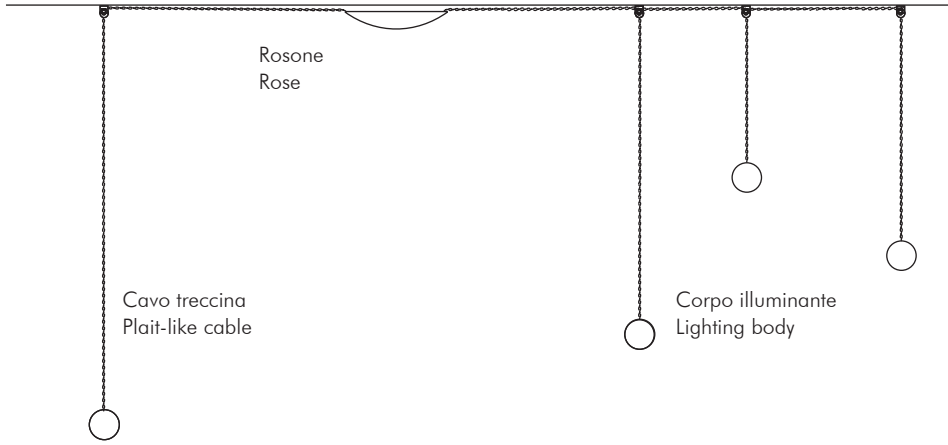
Choose and place the lighting bodies

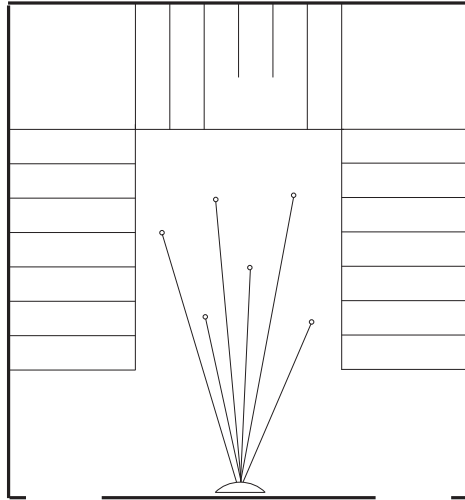
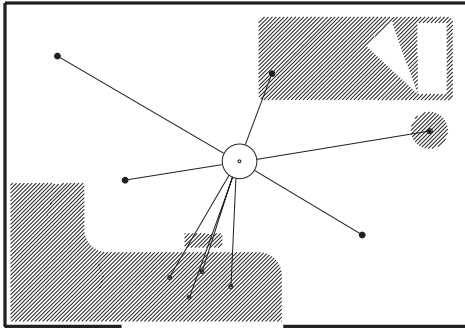
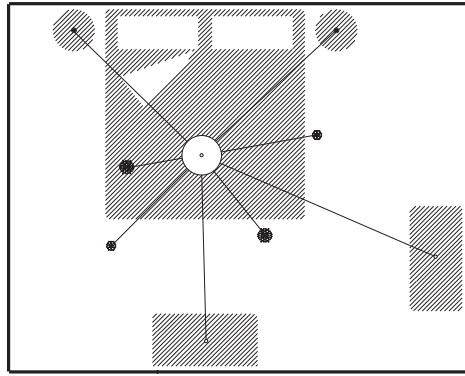
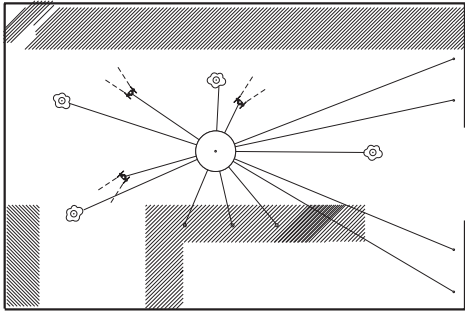
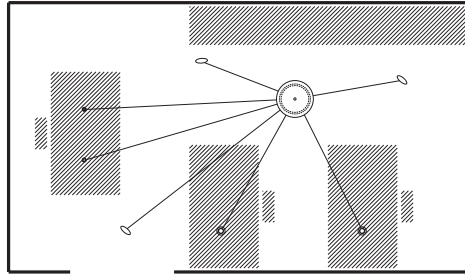
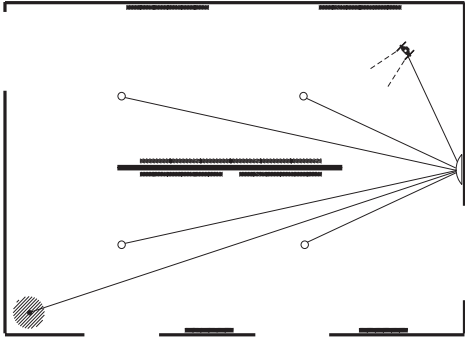




LAMPADINE LED 12V





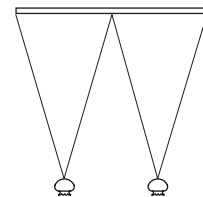




## BARRA

Rosone a barra che contiene il trasformatore e al quale si possono sospendere, con il proprio cavetto di alimentazione monopolare, due o tre corpi illuminanti. Il rosone, lungo 115cm, è disponibile in due finiture: color bianco e color alluminio. Si utilizza con corpi illuminanti della collezione a 12V.

Bar rose which houses the transformer and to which it is possible to suspend two or three lighting bodies by means of their small monopolar power cables. The rose is 115cm long and is available in two colours: white and aluminium. Choose the lighting bodies from our 12V collection.

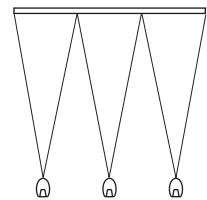






Barra X3 Patata

LAMPADINE LED 12V

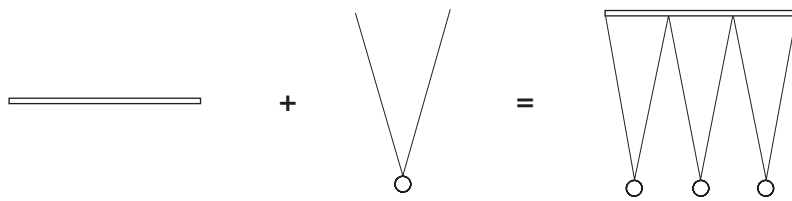
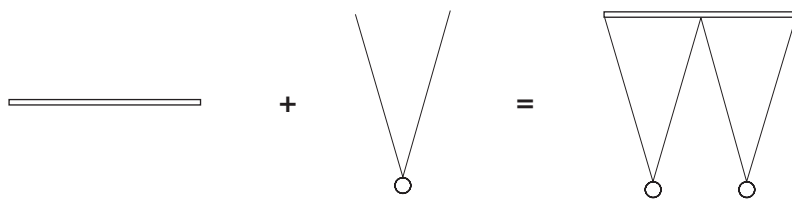


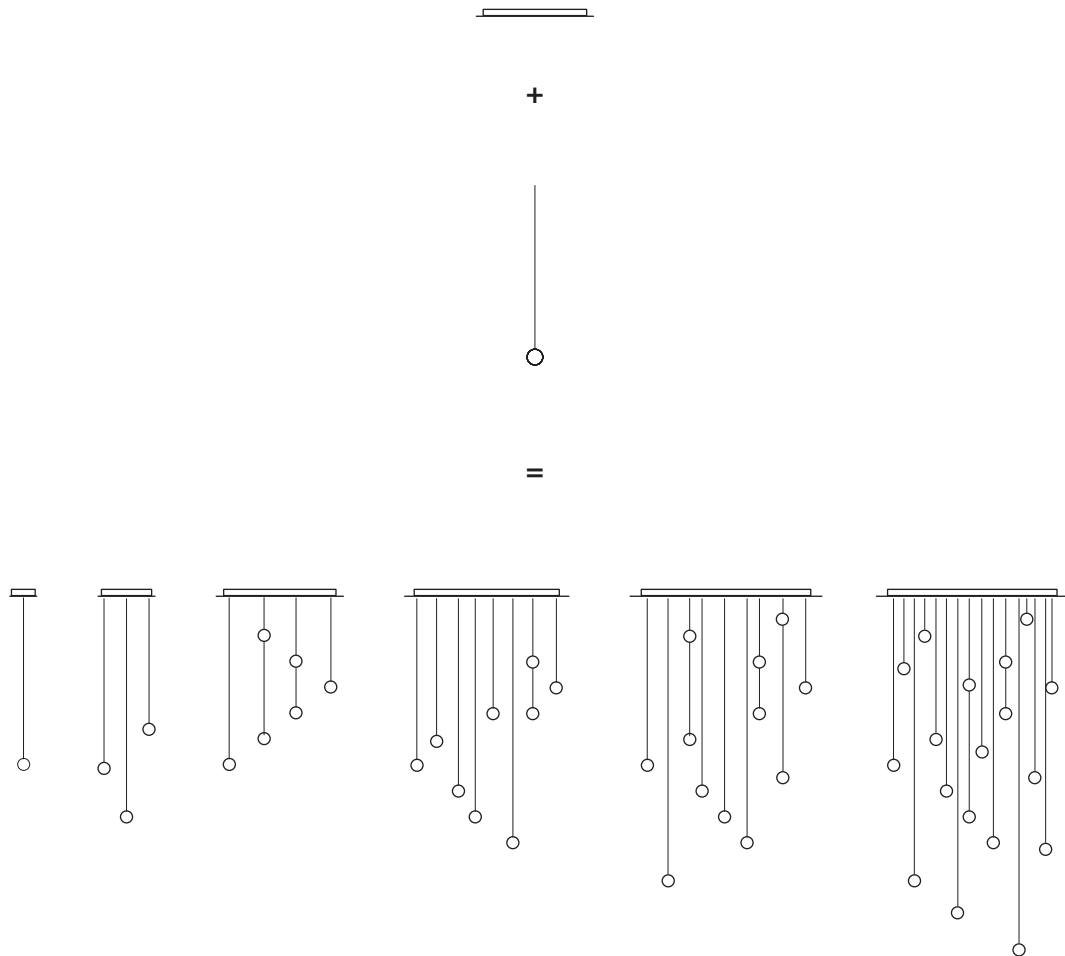


Barra X2 Popone



Barra + Sirale





## LUMIERA

Lampadari con corpi illuminanti alimentati a bassissima tensione, disponibili in varie dimensioni. Dal rosone centrale, che contiene il trasformatore, si possono sospendere da 1 a 18 corpi illuminanti con cavo di alimentazione a treccina. Il rosone è disponibile in acciaio specchiato o bianco. I corpi illuminanti sono a scelta tra quelli della collezione a 12V.

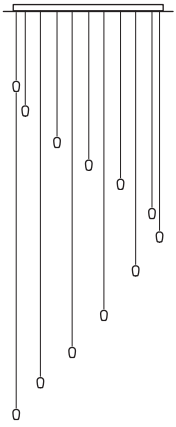
Collection of chandeliers powered by safety extra low voltage and available in different sizes. The rose, from which it is possible to suspend from 1 to 18 lighting bodies, holds the transformer and is available in mirrored or white stainless steel. Choose the lighting bodies from our 12V collection.

Design Pepe Tanzi, 2019





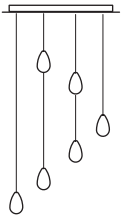
Lumiera + Pendolino





Lumiera X6 Goccia

LAMPADINE LED 12V





## MINI

Rosone che contiene il trasformatore e al quale si possono sospendere, con il proprio cavo di alimentazione a treccina da 1 a 3 corpi illuminanti. Nel caso in cui il punto luce sia decentrato rispetto alla zona da illuminare i corpi illuminanti possono essere posizionati esattamente dove occorrono tramite un nottolino da fissare al plafone. I corpi illuminanti sono a scelta tra quelli della collezione a 12V.

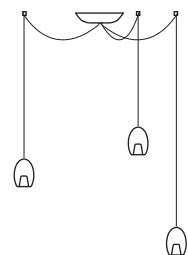
Rose which holds the transformer and to which it is possible to suspend 1, 2 or 3 lighting bodies by means of their own power cable. If the lighting point is not centred according to the place you need to light, it is possible to use a ceiling fixed nipple to hang the lighting body exactly where it is needed. Choose the lighting bodies from our 12V collection.

Design Pepe Tanzi, 2006



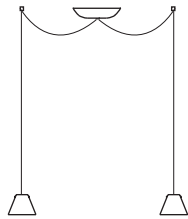


Mini X3 Patata






Mini + Pendilla



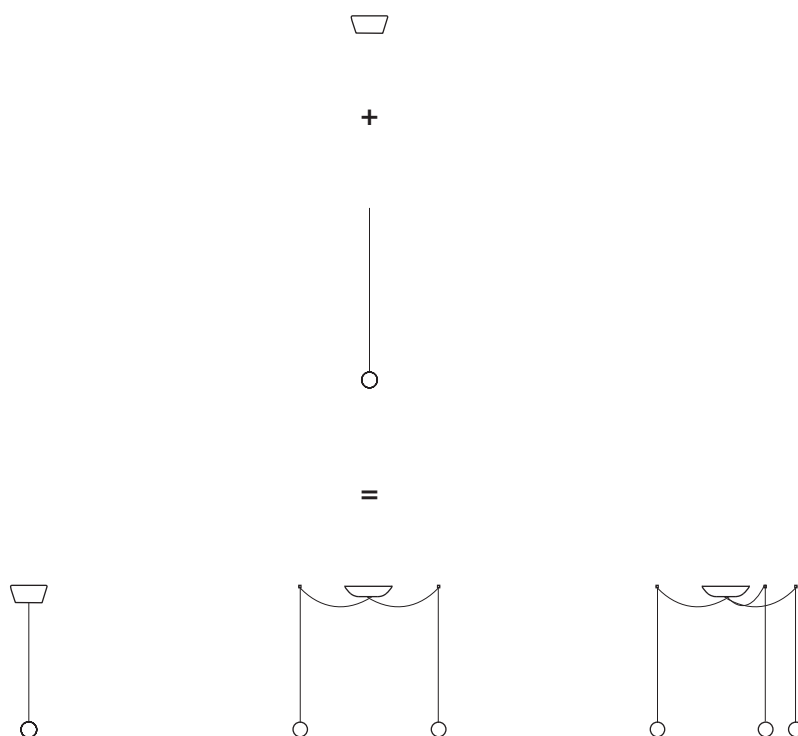


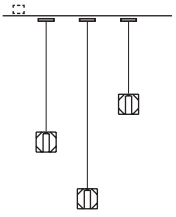
Mini X2 Patata





Mini X1 Nuvola







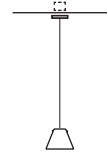
Mini + Diatomea

LAMPADINE LED 12V

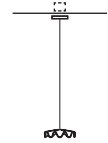




Mini + Pendilla



Mini + Crespella



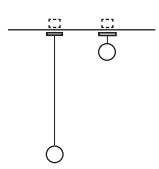


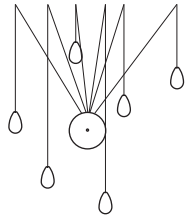


+



=





## SCIAME

Serie di sospensioni predefinite. Al rosone, che può essere posizionato a parete o plafone, si possono sospendere 6, 9 o 12 corpi illuminanti con cavo di alimentazione a treccina. I corpi illuminanti fanno parte della collezione a 12V.

Collection of precomposed chandeliers. The rose may be applied to the wall or ceiling and it can power 6, 9 or 12 lighting bodies with plait-like power cable. The lighting bodies are from our 12V collection.

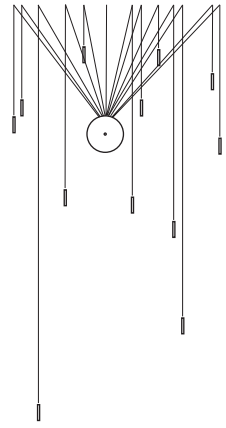
Design Pepe Tanzi, 2005

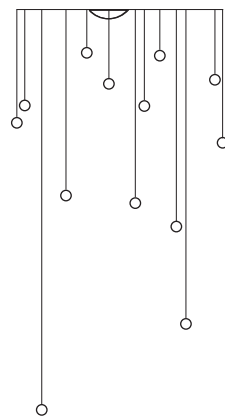
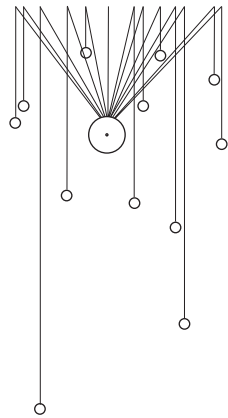
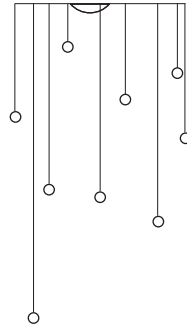
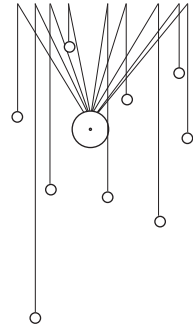
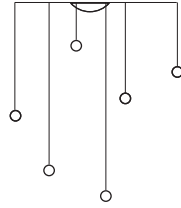
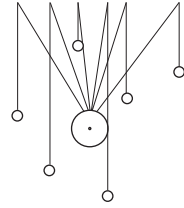


LAMPADINE LED 12V



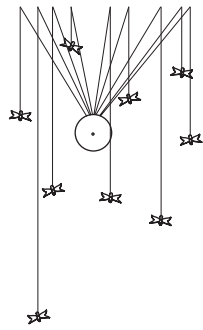
Sciame X12 Sigaretta







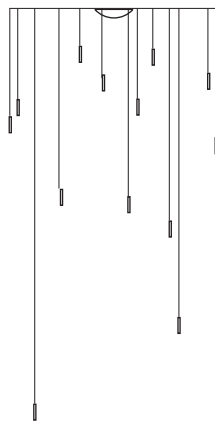
Sciame X9 Farfalla





Scieme X12 Sigorello

LAMPADINE LED 12V





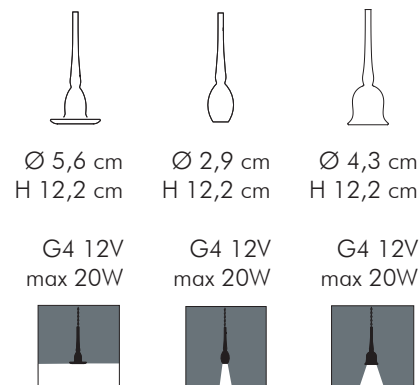
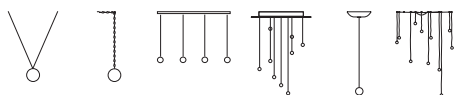
## BUCANEVE

Ne esistono tre diverse versioni. 'Chiuso' fornisce luce diretta verso il basso per mezzo di una minuscola lampadina bispina. 'Aperto' fornisce luce diretta verso il basso per mezzo di una lampadina dicroica. 'In fiore' fornisce luce diretta verso il basso per mezzo di una lampadina bispina. Si utilizzano con lampadine a LED.

Available in three versions. 'Chiuso' provides downwards direct light by means of a small light bulb. 'Aperto' provides downwards direct light by means of a dichroic light bulb. 'In fiore' provides downwards direct light by means of a capsule light bulb. They work with LED light bulbs.

Design Pepe Tanzi, 2007

Orbite Radiale Barra Lumiera Mini Sciame



Pricelist page  
74





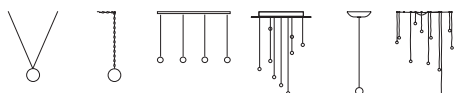
## CAMPANELLA

Fornisce luce diretta verso il basso con parabola dicroica. E' utilizzabile con lampadine a LED. Adatta ad illuminare in modo diretto zone o tavoli da pranzo e da lavoro, viene inoltre scelta quando si desidera che la fonte luminosa non sia visibile. E' realizzata in cotto lavorato a mano disponibile nella finitura metallica platino, smaltata bianco e nero lucido.

Provides direct light in a downward direction with medium angle dichroic bulb. It works with LED light bulbs. It is used for general lighting or on dining tables, working and reading areas when the light source needs to be hidden. It is handmade in ceramic and is available in platinum metallic polish and in black or white shiny enamel.

Design Pepe Tanzi, 2011

Orbite Radiale Barra Lumiera Mini Sciame




Ø 5 cm  
H 6 cm

GU4 12V  
max 35W  
36°



Pricelist page  
77



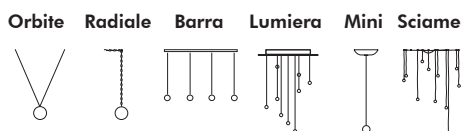
12V LED LIGHTBULBS

## CRESPELLA

Fornisce luce diretta verso il basso tramite lampadina bispina. E' utilizzabile con lampadine a LED. E' generalmente installata in posizione alta nell'ambiente. Viene prodotta in quattro differenti finiture: bianco, lilla, blu, arancio. E' realizzata in vetro e lavorata artigianalmente.

Provides downwards direct light by means of a capsule light bulb. It works with LED light bulbs. It is usually positioned in a high position in the environment. It is produced in four different finishes: white, lilac, blue, orange. It is in craft made glass.

Design Pepe Tanzi, 2009



Ø 15 cm  
H 4,7 cm

G4 12V  
max 20W



Pricelist page  
78



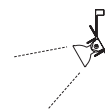
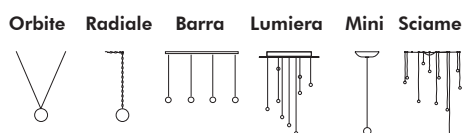
LAMPADINE LED 12V

## DARDO

Fornisce luce diretta con parabola dicroica orientabile in tutte le direzioni. E' utilizzabile con lampadine a LED. Viene utilizzato per l'illuminazione di accento di quadri, sculture, oggetti, per la casa o ambienti commerciali. E' realizzato in metallo cromato con dispositivi per la rotazione.

Provides direct light with a medium angle dichroic bulb adjustable in all directions. It works with LED light bulbs. It is used when the light beam needs to be directed on paintings, sculptures, objects both in domestic or commercial environments. It is made in chrome steel, provided with rotational device.

Design Pepe Tanzi, 2011



H 5,4 cm  
L 6 x P 5,6 cm

GU4 12V  
max 35W  
36°



Pricelist page  
79

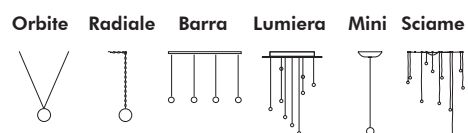


## DIATOMEA

Fornisce luce diffusa per mezzo di una lampadina bispina. E' utilizzabile con lampadine a LED. E' realizzata in vetro borosilicato soffiato e formato a mano. E' disponibile in tre differenti dimensioni (piccola, media e grande) in finitura trasparente e iridata.

Provide diffused light by means of a capsule light bulb. They work with LED light bulbs. They are made of handmade blown borosilicate glass. Available in clear and iridescent glass in three sizes (small, medium and large).

Design Pepe Tanzi, 2011



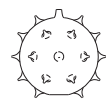


LAMPADINE LED 12V



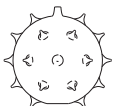
Ø 10 cm

G4 12V  
max 20W



Ø 14 cm

G4 12V  
max 20W



Ø 17 cm

G4 12V  
max 20W



Pricelist page  
80

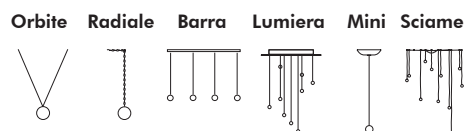


## FARFALLA

Forniscono luce diretta per mezzo di una lampadina bispina. Sono utilizzabili con lampadine a LED e sono realizzate in vetro borosilicato soffiato e formato a mano colorato con 'lustrini veneziani'.

Provide direct light with a capsule light bulb. They work with LED light bulbs. They are made of handmade blown borosilicate glass coloured with 'lustrini veneziani'.

Design Pepe Tanzi, 2007



H 1,2 cm  
L 10,1 x P 5,5 cm

G4 12V  
max 20W



Pricelist page  
83

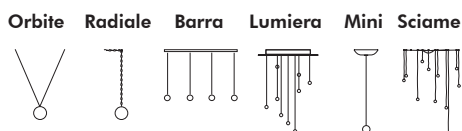
















## FILI D'ANGELO

Forniscono luce diretta con lampadina a fascio di media apertura. Sono utilizzabili con lampadine a LED. Le differenti lunghezze consentono di avvicinare la luce al punto di utilizzo, le varie forme di ottenere diversi orientamenti. Vengono in generale utilizzati per illuminare piani di lavoro o zone di lettura, o per indirizzare luce d'accento su quadri, sculture, oggetti. Sono realizzati in vetro borosilicato trasparente soffiato e formato a mano.

Provide direct light with a medium light beam angle dichroic bulb. They work with LED light bulbs. The various lengths and shapes allow to direct the light beam where it is needed. They are generally used to light working or reading areas, or to direct light on sculptures, paintings or objects. They are hand-made and blown in clear borosilicate glass.

Design Pepe Tanzi, 1992



			
Ø 4,7 cm H 30 cm	Ø 4,7 cm H 60 cm	Ø 4,7 cm H 90 cm	Ø 4,7 cm H 120 cm
GU4 12V max 35W 36°	GU4 12V max 35W 36°	GU4 12V max 35W 36°	GU4 12V max 35W 36°
			
			
H 120 cm L 9,5 x P 9,5 cm	H 90 cm L 24 x P 4,7 cm	H 65 cm L 28 x P 4,7 cm	
GU4 12V max 35W 36°	GU4 12V max 35W 36°	GU4 12V max 35W 36°	
			

Pricelist page  
84

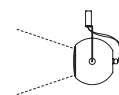
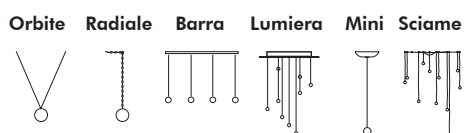


## FREDGINGER

Faretto orientabile in ogni direzione. La luce è generata da una lampadina dicroica a fascio ampio. E' utilizzabile con lampadine a LED. Viene utilizzato per l'illuminazione di accento di quadri, sculture, oggetti. Adatto per la casa o per ambienti commerciali. Il diffusore è in vetro borosilicato soffiato.

Fully adjustable spot light. The light is provided by a dichroic light bulb with a wide angle. It works with LED light bulbs. It is usually used for accentuated light for pictures, sculptures, objects. It may be used both in domestic or commercial environments. The diffuser is in blown borosilicate glass.

Design Pepe Tanzi, 2009



H 11,8 cm  
L 8,6 x P 7,6 cm

GU5,3 12V  
max 35W  
60°



Pricelist page  
91





LAMPADINE LED 12V

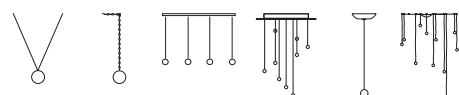
## GALAVERNA

Forniscono luce diretta per mezzo di una lampadina bispina. Sono utilizzabili con lampadine a LED. Vengono realizzati in vetro lavorato artigianalmente con processo termico e sono disponibili in tre diverse misure.

Provide direct light by means of a capsule light bulb. They work with LED light bulbs. They are made of glass using a craft thermal process and are available in three different sizes.

Design Pepe Tanzi, 2007

Orbite Radiale Barra Lumiera Mini Sciame



Ø 8,5 cm  
H 6 cm

Ø 13,5 cm  
H 6 cm

Ø 18,5 cm  
H 6 cm

G4 12V  
max 20W

G4 12V  
max 20W

G4 12V  
max 20W



Pricelist page  
92

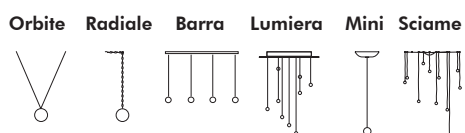


## GEMMA

Fornisce una luce diffusa per mezzo di una lampadina bispina. E' utilizzabile con lampadine a LED. Viene installato all'altezza desiderata dove si voglia ottenere una luminosità regolarmente distribuita in tutte le direzioni. E' realizzato in cristallo trasparente sfaccettato a mano e molato. Disponibile anche in cristallo metallizzato oro.

Provides diffused light by means of a capsule light bulb. It works with LED light bulbs. It may be positioned at the desired height so to obtain regularly distributed light. It is of faceted crystal made by hand and grinded. Also available in gold metallic crystal.

Design Pepe Tanzi, 2009





LAMPADINE LED 12V



H 6 cm  
L 6 x P 6 cm

G4 12V  
max 20W



Pricelist page  
95

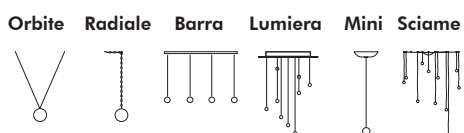


## GHIACCIOLO

Fornisce luce diretta per mezzo di una lampadina bispina. E' utilizzabile con lampadine a LED. E' realizzata in vetro borosilicato soffiato e formato a mano, con finitura artigianale che riproduce l'effetto del ghiaccio. Ogni ghiacciolo è, come in natura, diverso per forma e dimensione.

Lamp which provides direct light by means of a capsule light bulb. It works with LED light bulbs. The diffuser is in handmade blown borosilicate glass, the crafts made finish reproduces an ice like effect. Each icicle is different in size and shape, just like in nature.

Design Pepe Tanzi, 2007



Ø 5 cm  
H 12 cm

G4 12V  
max 20W



Pricelist page  
96



LAMPADINE LED 12V

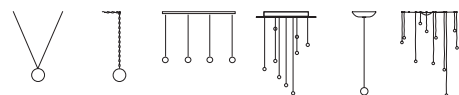
## GOCCIA

Fornisce luce diretta per mezzo di una lampadina bispina E' utilizzabile con lampadine a LED. Viene installata all'altezza desiderata dove si voglia ottenere una luminosità regolarmente distribuita in tutte le direzioni. Viene realizzata in vetro borosilicato soffiato e formato a mano nelle finiture trasparente o smerigliata.

Provides direct light by means of a capsule light bulb. It works with LED lightbulbs. It is installed at the height where regularly distributed light is required. It is made of hand-shaped blown borosilicate glass available in clear or frosted finishing.

Design Pepe Tanzi, 1992

Orbite Radiale Barra Lumiera Mini Sciame



Ø 7 cm  
H 12 cm

G4 12V  
max 20W



Pricelist page  
97

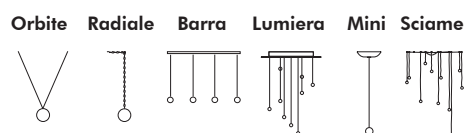


## LILIUM

Fornisce luce diretta verso il basso e parzialmente all'intorno con parabola dicroica a fascio ampio. E' utilizzabile con lampadine a LED. Viene utilizzata per l'illuminazione generale di ambienti con luce accentuata verso il basso o sopra tavoli da pranzo e da lavoro. Viene realizzata in vetro borosilicato rigato soffiato e formato a mano con finitura trasparente o metallizzazione oro rosa.

Fornisce luce diretta verso il basso e parzialmente all'intorno con parabola dicroica a fascio ampio. E' utilizzabile con lampadine a LED. Viene utilizzata per l'illuminazione generale di ambienti con luce accentuata verso il basso o sopra tavoli da pranzo e da lavoro. Viene realizzata in vetro borosilicato rigato soffiato e formato a mano con finitura trasparente o metallizzazione oro rosa.

Design Pepe Tanzi, 2013





LAMPADINE LED 12V




Ø 18,5 cm  
H 17,3 cm

GU5,3 12V  
max 35W  
60°



Pricelist page  
98

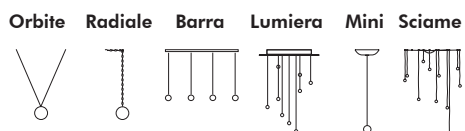


## MEDUSINA

Fornisce luce diretta verso il basso e parzialmente all'intorno con parabola dicroica a fascio ampio. E' utilizzabile con lampadine a LED. Viene utilizzata per l'illuminazione generale di ambienti con luce accentuata verso il basso o sopra tavoli da pranzo e da lavoro. Viene realizzata in vetro borosilicato soffiato e formato a mano con finitura trasparente, o parzialmente smerigliata.

Provides direct and partially diffused light with a wide light beam angle dichroic bulb. It works with LED light bulbs. It is used for general lighting or for light diffusion over dining tables, counters or work tables. It is made of partially frosted or clear hand-shaped blown borosilicate glass.

Design Pepe Tanzi, 2003



Ø 11,5 cm  
H 9 cm

GU5,3 12V  
max 35W  
60°



Pricelist page  
99



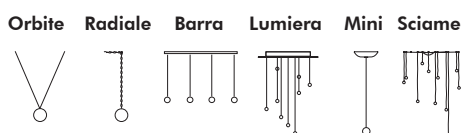


## MOZZARELLA

Fornisce luce diretta verso il basso con parabola dicroica a fascio ampio. E' utilizzabile con lampadine a LED. Viene utilizzata per illuminare l'ambiente o piani di lavoro, da pranzo, banconi, quando si desidera che la fonte luminosa non sia visibile. E' realizzata in ceramica smaltata in colore bianco lucido e lavorata in modo artigianale.

Provides direct downward light with a wide light beam angle dichroic bulb. It works with LED light bulbs. It is used for general lighting or on dining tables, working and reading areas when the light source needs to be hidden. It is made of white enamelled hand-crafted ceramic.

Design Pepe Tanzi, 2009




H 6,5 cm  
L 9,5 x P 8 cm

GU5,3 12V  
max 35W  
60°



Pricelist page  
100



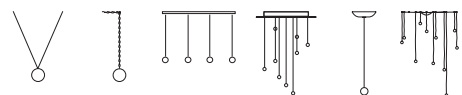
## NUVOLA







Fornisce una luce diffusa per mezzo di una lampadina bispina. E' utilizzabile con lampadine a LED. Sono realizzate in vetro borosilicato soffiato e formato a mano. Sono disponibili in 3 differenti dimensioni (piccola, media e grande) con 2 finiture (trasparente e smerigliata). Anche in questo caso la luce fornita verso il basso è bianca.

Provide diffused light by means of a capsule light bulb. They work with LED light bulbs. They are made of handmade blown borosilicate glass. Three sizes are available (small, medium and large) in 2 finishings (clear and frosted glass). The light provided is white.

Design Pepe Tanzi, 2009

Orbite Radiale Barra Lumiera Mini Sciame



		
H 7 cm L 15 x P 12,3 cm	H 11,2 cm L 24 x P 19,7 cm	H 16 cm L 34 x P 28 cm
G4 12V max 20W	G4 12V max 20W	G4 12V max 20W
		

Pricelist page  
101



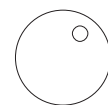
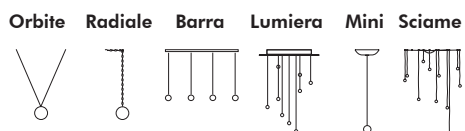
LAMPADINE LED 12V

## OSTRICA

Fornisce luce diretta per mezzo di una lampadina bispina. E' utilizzabile con lampadine a LED. Viene installata all'altezza desiderata dove si voglia ottenere una luminosità regolarmente distribuita in tutte le direzioni. E' realizzata in vetro borosilicato smerigliato o trasparente mediante soffiatura e modellatura manuali.

Provides direct light by means of a capsule light bulb. It works with LED light bulbs. It is installed at the height where regularly distributed light is required. It is in frosted or clear hand-made blown borosilicate glass.

Design Pepe Tanzi, 1993



Ø 14 cm  
H 5,5 cm

G4 12V  
max 20W



Pricelist page  
104

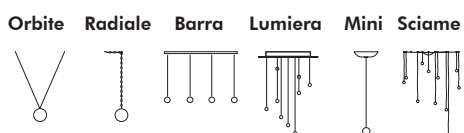


## OVOSODO

Fornisce luce semi-diretta verso il basso e parzialmente all'intorno per mezzo di una minuscola lampadina a bassissima tensione. È realizzato in porcellana bianca opaco e rifinito manualmente. Quando è acceso si illumina in trasparenza.

Provides downwards and partially diffused light by means of a tiny safety extra low voltage light bulb. It is made of mat white porcelain finished manually. When lit the diffuser is partially transparent.

Design Pepe Tanzi, 2009



Ø 5,1 cm  
H 6,4 cm

G4 12V  
max 20W



Pricelist page  
105



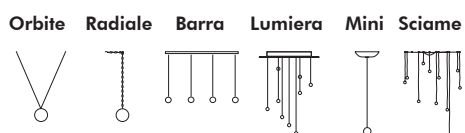
LAMPADINE LED 12V













## PASTICCINI

Forniscono luce diretta verso il basso tramite lampadina bispina. Sono utilizzabili con lampadine a LED. Vengono generalmente installati in posizione alta nell'ambiente in modo distribuito. Vengono prodotti in quattro differenti forme: Luna, Pianeta, Sole, Stella. Sono realizzati in vetro borosilicato soffiato e lavorato a mano nelle finiture trasparente e smerigliato. Il supporto è in acciaio nichelato.

Provide direct downward light by means of a capsule light bulb. They work with LED light bulbs. They are usually distributed throughout the environment, in a high position. Four different shapes are available: Luna, Pianeta, Sole, Stella ( Moon, Planet, Sun, Star ). They are made in clear or frosted hand-shaped blown borosilicate glass. When in clear glass they produce direct light, when in frosted glass the light is diffused. The supporting element is in nickel plated steel.

Design Pepe Tanzi, 1989



			
			
Ø 14 cm H 5 cm	Ø 9 cm H 5 cm	Ø 8 cm H 5 cm	H 5 cm L 11 x P 5 cm
G4 12V max 20W	G4 12V max 20W	G4 12V max 20W	G4 12V max 20W
			

Pricelist page  
106

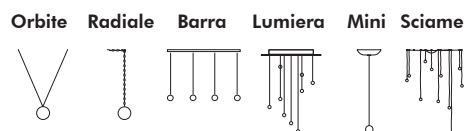


## PATATA

Fornisce luce diretta verso il basso con parabola dicroica avente fascio di media apertura. E' utilizzabile con lampadine a LED. Viene utilizzata per l'illuminazione generale di ambienti con luce accentuata verso il basso o sopra tavoli da pranzo e da lavoro. Viene realizzata in vetro borosilicato soffiato e formato a mano nelle finiture trasparente o smerigliata ed in cotto naturale o bianco opaco.

Provides direct downwards light with a medium light beam angle dichroic bulb. It works with LED light bulbs. It is used for the general lighting or for light diffusion over dining tables, counters or work tables. It is made of handshaped blown borosilicate glass available in clear or frosted finishing and also in natural terracotta or mat white.

Design Pepe Tanzi, 1989



H 12 cm  
L 9 x P 7 cm

GU4 12V  
max 35W  
36°



Pricelist page  
110



LAMPADINE LED 12V



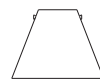
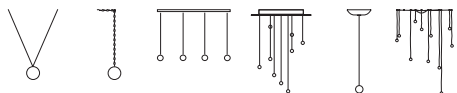
## PENDILLA

Fornisce luce diretta schermata lateralmente per mezzo del diffusore. Il diffusore in vetro soffiato a tre strati, realizzato in modo artigianale, è disponibile in vetro bianco o ambra. La lampadina è bispina. E' utilizzabile con lampadine a LED.

Provides direct light screened on the sides by the diffuser. The diffuser is in three-layer crafts made blown glass and is available in white or amber glass. The light is provided by a capsule light bulb. It work with LED light bulbs.

Design Pepe Tanzi, 2005

Orbite Radiale Barra Lumiera Mini Sciame



Ø 13 cm  
H 10 cm

G4 12V  
max 20W



Pricelist page  
111





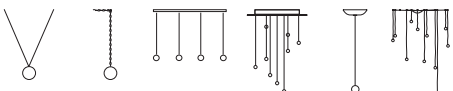
## PENDOLINO

Fornisce luce diretta verso il basso per mezzo di una lampadina bispina. E' utilizzabile con lampadine a LED. E' realizzato in modo artigianale con vetro borosilicato soffiato e formato a mano, disponibile in vari colori.

Provides direct light downwards by means of a capsule light bulb. It works with LED light bulbs. It is craftmade with thick blown glass in various colours.

Design Pepe Tanzi, 2005

Orbite Radiale Barra Lumiera Mini Sciame



Ø 4 cm  
H 6 cm

G4 12V  
max 20W



Pricelist page  
112-113

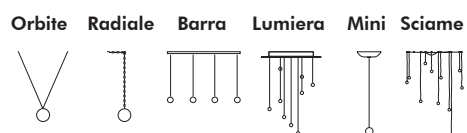


## POPONE

Fornisce luce diretta e parzialmente all'intorno con parabola dicroica a fascio ampio. E' utilizzabile anche con lampadine a LED. Inoltre il fascio luminoso può essere indirizzato verso l'alto o verso il basso. Il cambiamento si ottiene semplicemente ruotando il contenitore in vetro borosilicato soffiato e formato a mano. E' disponibile nelle finiture trasparente o smerigliata. Viene utilizzato per l'illuminazione generale di ambienti con luce accentuata verso il basso o verso l'alto, e sopra tavoli da pranzo e da lavoro.

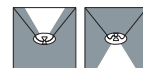
Provides direct and partially diffused light with a wide light beam angle dichroic bulb. It works with LED light bulbs. The light beam may be directed upwards or downwards simply by rotating the diffuser made in hand-shaped blown borosilicate glass available in clear and frosted finishings. It is used for general lighting with light directed either upwards or downwards and over dining or work tables.

Design Pepe Tanzi, 1994



H 11 cm  
L 21 x P 11 cm

GU5,3 12V  
max 35W  
60°



Pricelist page  
114



Ø 4 cm  
H 7 cm

G4 12V  
max 20W



Pricelist page  
115

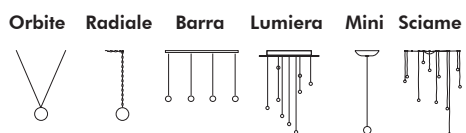



## SEPPIOLINA

Fornisce luce diffusa per mezzo di una lampadina bispina. E' utilizzabile con lampadine a LED. E' realizzata in vetro borosilicato soffiato e formato a mano.

Provides diffused light by means of a capsule light bulb. It work with LED light bulbs. It is made in clear and frosted hand-made blown borosilicate glass.

Design Pepe Tanzi, 2011



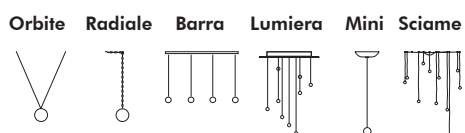


## SIGARETTA

Fornisce luce diretta per mezzo di una lampadina bispina schermata con vetro borosilicato smerigliato o trasparente. E' utilizzabile con lampadine a LED. E' di piccolissime dimensioni.

Provides direct light by means of a capsule light bulb. The light is screened by a very small clear or frosted borosilicate glass diffuser. It works with LED light bulbs.

Design Pepe Tanzi, 2005




Ø 2 cm  
H 8,4 cm

G4 12V  
max 20W



Pricelist page  
116



LAMPADINE LED 12V

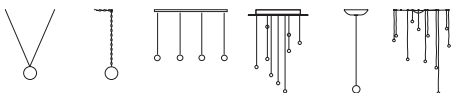
## SIGARO

Fornisce luce diffusa per mezzo di una lampadina bispina. E' utilizzabile con lampadine a LED. E' in vetro borosilicato trasparente, sabbiato e rigato. E' simile al prodotto "sigaretta" ma con dimensioni maggiori.

Provides diffused light by means of a light bulb capsule. It works with LED light bulbs. It is in clear, frosted or grooved borosilicate glass. It is similar to 'Sigaretta' but larger.

Design Pepe Tanzi, 2009

Orbite Radiale Barra Lumiera Mini Sciame



Ø 2,6 cm  
H 14,8 cm

G4 12V  
max 20W



Pricelist page  
117-118



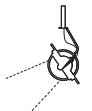
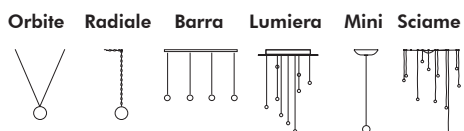


## STRALE

Fornisce luce diretta con parabola alogena metallizzata avente fascio stretto. E' utilizzabile con lampadine a LED. E' orientabile in tutte le direzioni. Viene utilizzato per l'illuminazione di accento di quadri, sculture, oggetti, per la casa o per ambienti commerciali dove occorre un fascio di forte intensità. E' realizzato in acciaio verniciato a forno con polveri.

Provides direct light with a restricted light beam angle dichroic bulb. It works with LED light bulbs. It may be oriented in all directions. It is used when a strong light beam needs to be directed on paintings, sculptures, objects in domestic or commercial environments. It is made of oven polymerized powder painted steel with friction elements to keep the wanted direction.

Design Pepe Tanzi, 1998



H 21 cm  
L 16 x P 11,5 cm

G53 12V  
max 35W  
24°



Pricelist page  
119

Sistemi/Systems

**Universo LED**

**Outdoor**

Sospensioni/Suspended

**Barraled**

**Lumieraled**

**Miniled**

**Sciameled**

Corpi illuminanti/Lighting bodies

**Apocalisse**

**Boero**

**Canna**

**Caramelle**

**Cometa**

**Fiocchi**

**Giove**

**Luna**

**Marte**

**Mercurio**

**Mezzamanica**

**Moghul**

**Nebulosa**

**Nettuno**

**Plutone**

**Quasar**

**Quasarone**

**Rigoletto**

**Saturno**

**Stellina**

**Supernova**

**Terra**

**Ufo**

**Venere**







Il sistema Universo LED prevede un rosone, montato in corrispondenza del punto luce, dal quale si diramano i cavi a treccina che alimentano e tengono sospesi i corpi illuminanti. Il rosone, di cui esistono più versioni, contiene il trasformatore e può essere montato sia a parete che a plafone.

I corpi illuminanti LED sono disponibili in numerosi modelli con differenti forme, finiture, e tipo di luce prodotta e sono alimentati a bassissima tensione.

# UNIVERSO LED

design Pepe Tanzi, 2009

The system consists of a rose, installed on the existing lighting point (power connection), from which the LED lighting bodies spread out and are suspended by means of their power plait-like cables.

The rose is available in different models; it holds the transformer and it may be placed on the walls or ceilings.

The lighting bodies are available in numerous models, they come in different shapes, finish and type of LED light emitted and are powered by safety extra low voltage.

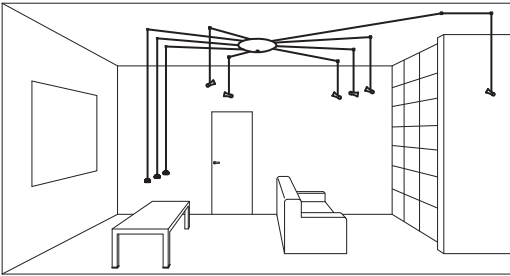


NH Hotel Congress Centre Milano













Tribe Communication headquarters - project: Studio Marchetti Demaria Architetti





Restaurant, Como - project: P. Blanno, InnotFalco



Restaurant, Milano - project: Arch. Nisi Magnoni





18th century Royal palace, Monza - Project: CLS Architects





Design Lab, Milano - project: Massimo Cavana





Rehabilitation centre, Italy - project: Cometa Forli





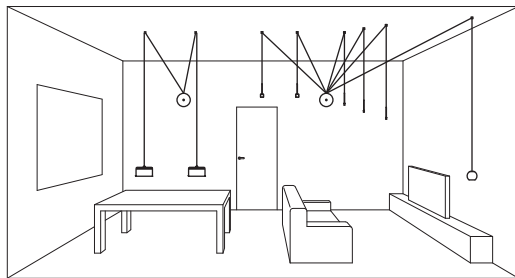




Penthouse, Switzerland - project: Tanzi Architeti and Caprotti



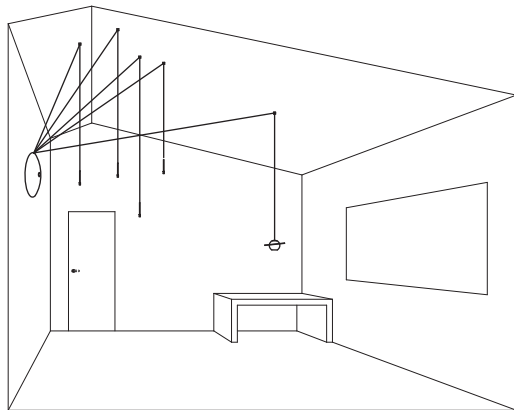








Private home, Rome - project: Architetto Sara Lucci

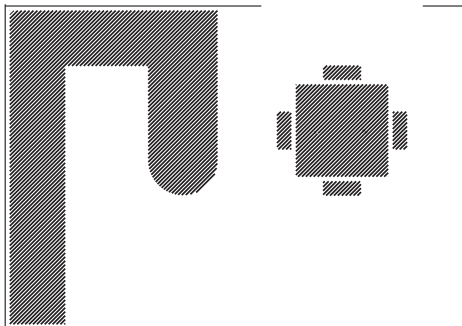




1.

Scegli la zona che vuoi illuminare

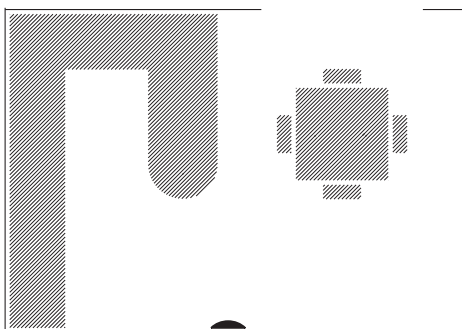
Choose the area you wish to light



2.

Individua il punto luce a cui collegare il rosone

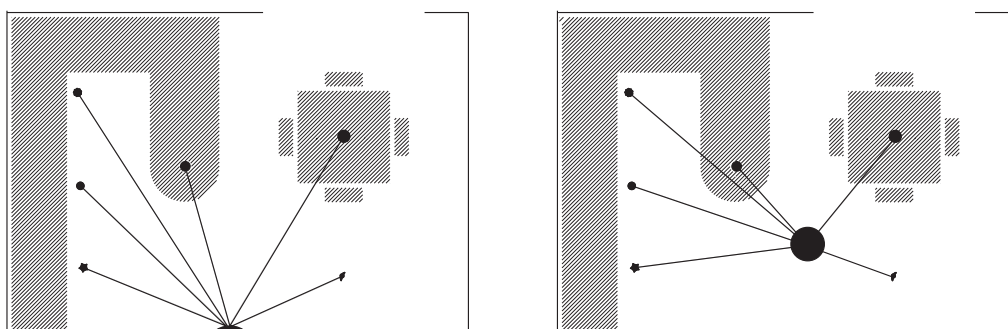
Locate the power supply to which you will connect the rose

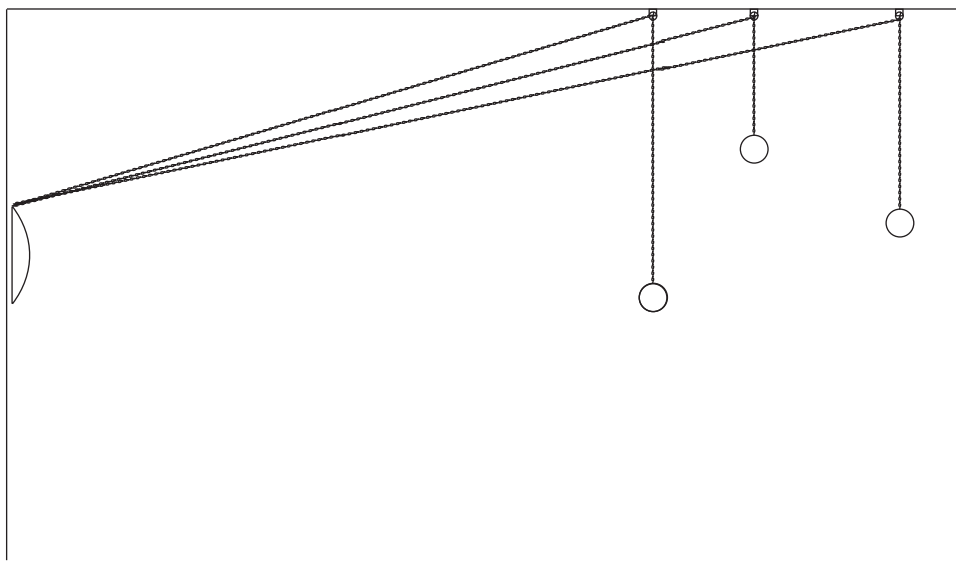
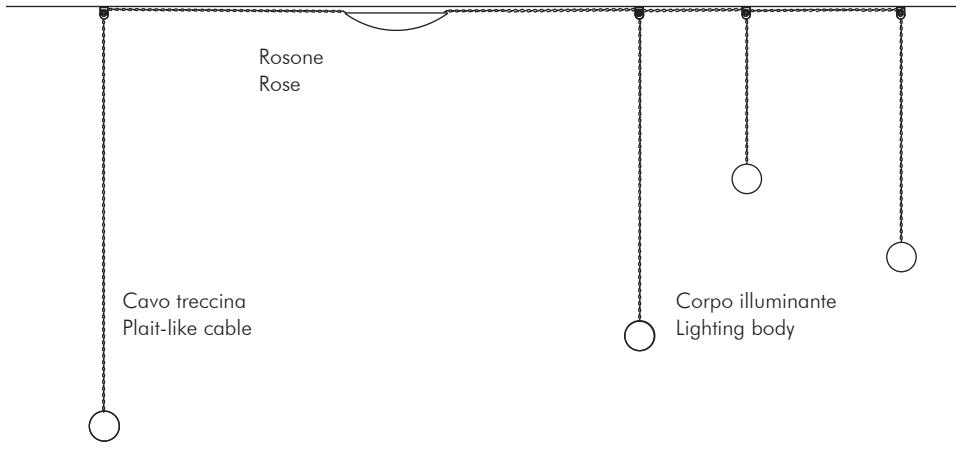


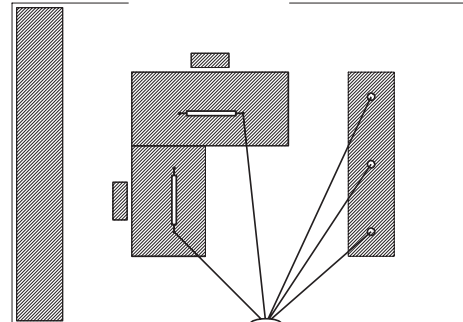
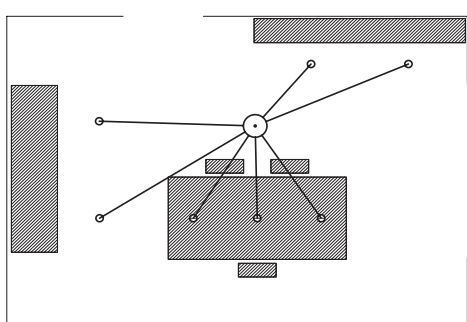
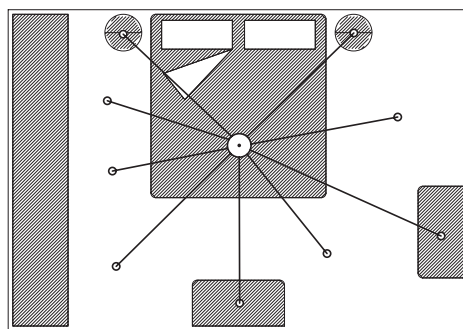
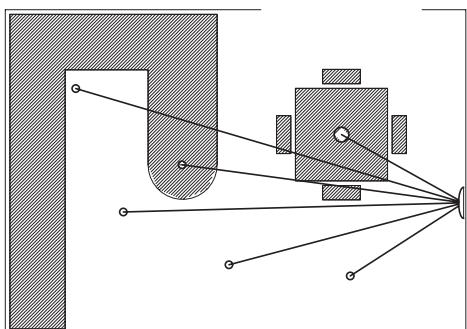
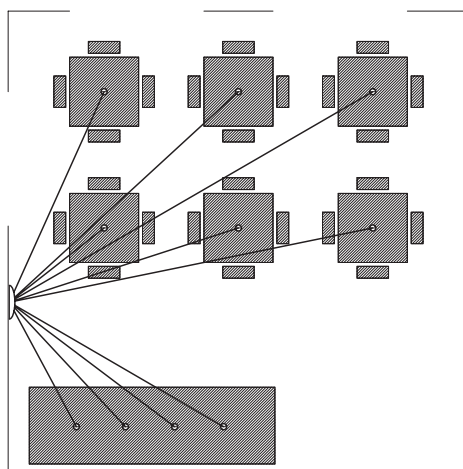
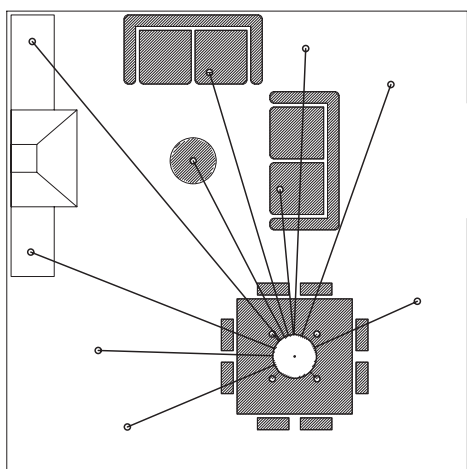
3.

Scegli e posiziona a tuo piacere i corpi illuminanti

Choose and place the lighting bodies









Il sistema Outdoor consente di illuminare spazi esterni quali giardini, terrazzi e loggiati in modo personalizzato utilizzando la tecnologia LED a bassissima tensione e consentendo quindi la massima sicurezza ed un basso consumo energetico.

Il sistema è costituito da alimentatori da parete, plafone e remoti da collegare alla rete esistente e che forniscono energia a numerosi tipi di corpi illuminanti (IP65).

# OUTDOOR

design Pepe Tanzi, 2011

The system is made to light outdoor spaces such as gardens, terraces and loggias in a unique custom-made manner using safety extra low voltage LED technology, this technology allows maximum safety and low energy consumption.

The system elements are wall, ceiling and remote feeders connected to the mains power and from which numerous types of lighting bodies (IP65) branch out.


































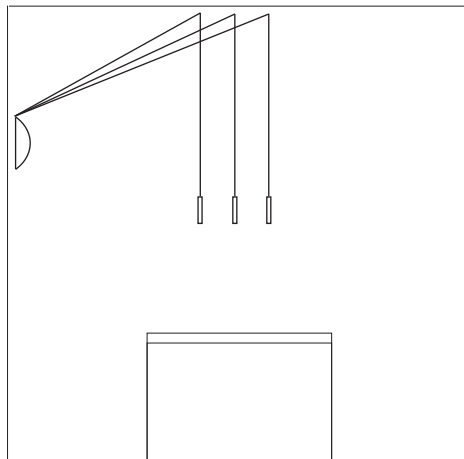


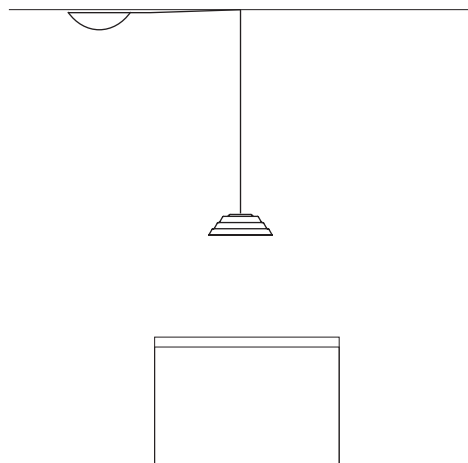








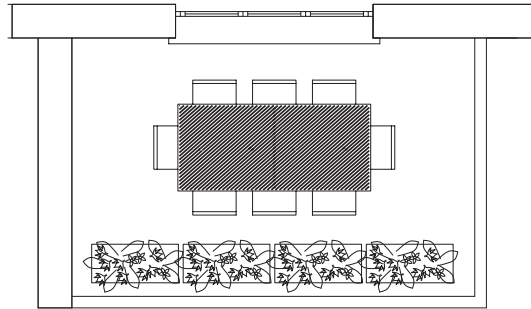




1.

Scegli la zona che vuoi illuminare

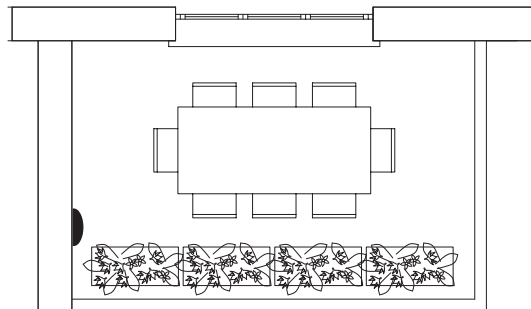
Choose the area you wish to light



2.

Individua il punto luce a cui collegare il rosone

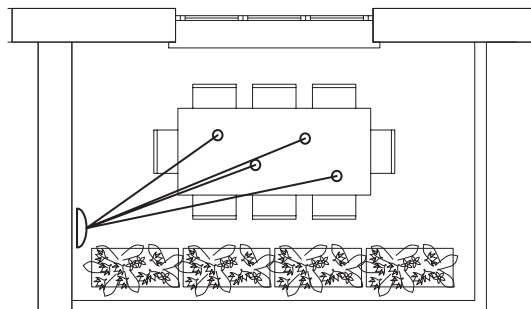
Locate the power supply to which you will connect the rose



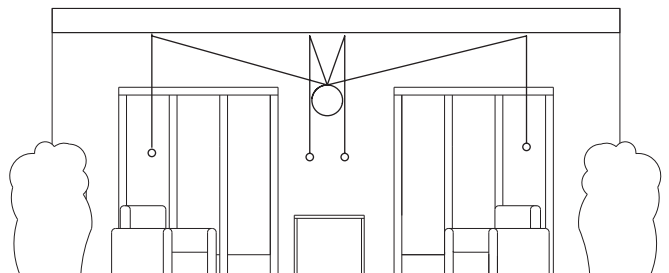
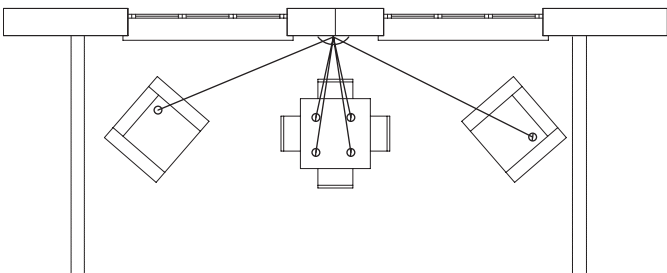
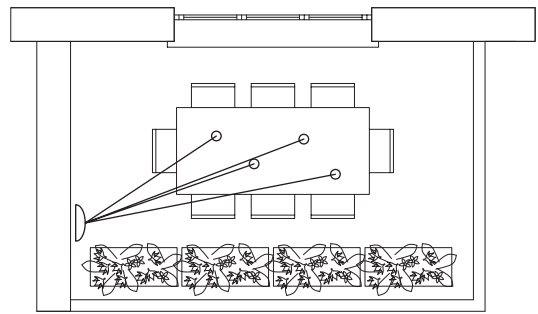
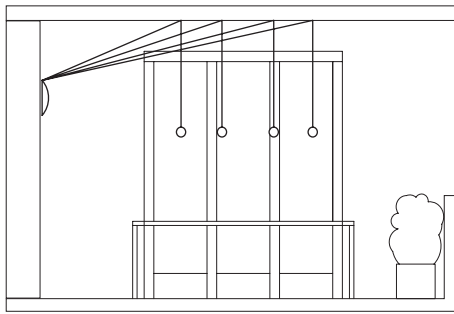
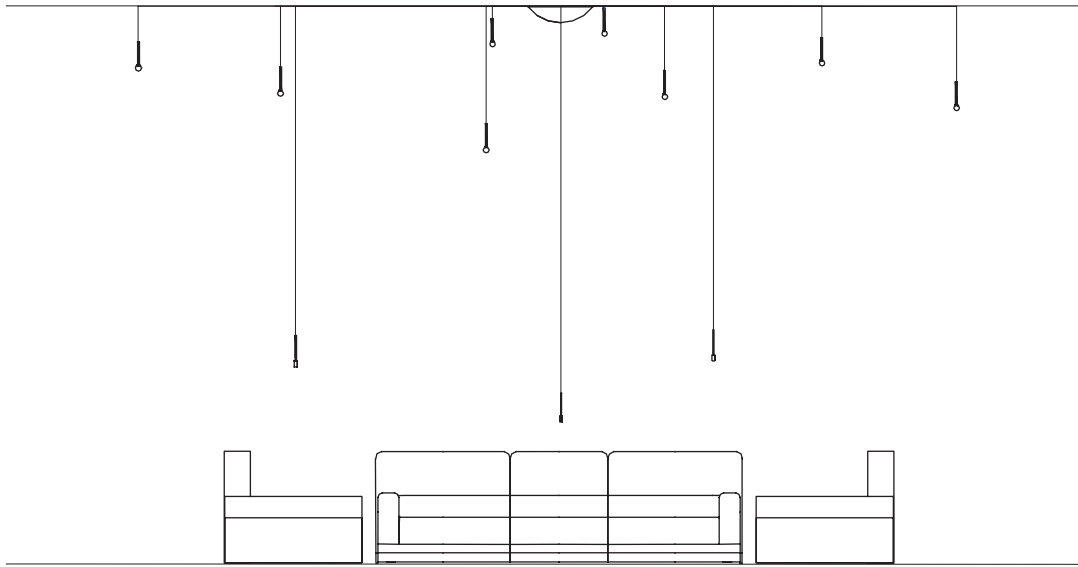
3.



Scegli e posiziona a tuo piacere i corpi illuminanti

Choose and place the lighting bodies










Lighting project: Urban Electric, London

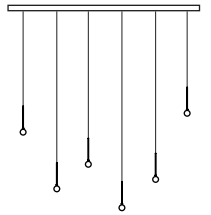












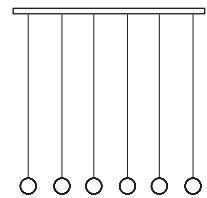
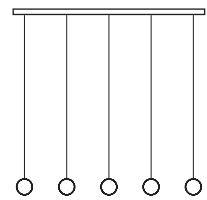
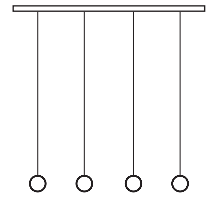
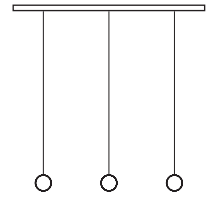

## BARRALED

Rosone a barra che contiene il trasformatore e al quale si possono sospendere, con il proprio cavetto di alimentazione a treccina, da due a sei corpi illuminanti. Il rosone, lungo 115cm, è disponibile in due finiture: color bianco e color alluminio. Si utilizza con corpi illuminanti della collezione con LED integrato.

Bar rose which houses the transformer and to which it is possible to suspend from two to six lighting bodies by means of their small power cables. The rose is 115cm long and is available in two colours: white and aluminium. Choose the lighting bodies from our integrated LED collection.

Design Pepe Tanzi, 2009



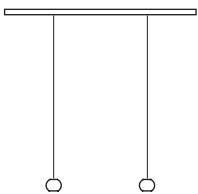




LED INTEGRATO

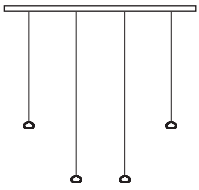


Barrated X2 Giove





Barraled X4 Ufo

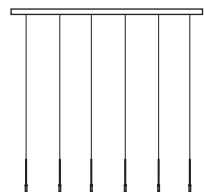






Barraled + Quasar

LED INTEGRATO





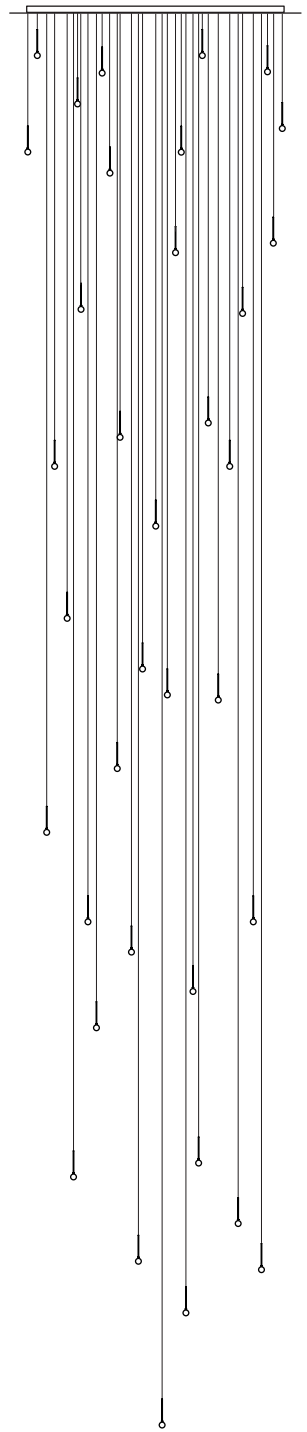
## LUMIERALED

Lampadari con corpi illuminanti alimentati a bassissima tensione, disponibili in varie dimensioni. Dal rosone, che contiene il trasformatore, si possono sospendere da 1 a 36 corpi illuminanti con cavo di alimentazione a treccina. Il rosone è disponibile in acciaio specchiato o bianco. I corpi illuminanti sono a scelta tra quelli della collezione con LED integrato.


Collection of chandeliers powered by safety extra low voltage and available in different sizes. The rose, from which it is possible to suspend from 1 to 36 lighting bodies, holds the transformer and is available in mirrored or white stainless steel. Choose the lighting bodies from our integrated LED collection.

Design Pepe Tanzi, 2019












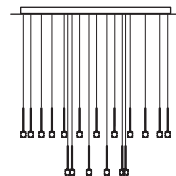






Lumierled X18 Stellina

LED INTEGRATO





## MINILED

Rosone che contiene il trasformatore e al quale si possono sospendere, con il proprio cavo di alimentazione a treccina da 1 a 3 corpi illuminanti con. Nel caso in cui il punto luce sia decentrato rispetto alla zona da illuminare i corpi illuminanti possono essere posizionati esattamente dove occorrono tramite un nottolino da fissare al plafone. I corpi illuminanti sono a scelta tra quelli della collezione con LED integrato.

Rose which holds the transformer and to which it is possible to hang 1, 2 or 3 lighting bodies by means of their own power cable. If the lighting point is not centred according to the place you need to light, it is possible to use a ceiling fixed nipple to hang the lighting body exactly where it is needed. Choose the lighting bodies from our integrated LED collection.

Design Pepe Tanzi, 2009



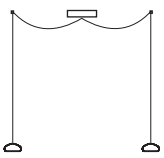
Mintled Ø17 X1 Nebulosa

LED INTEGRATO





Mini led 14x14 + Ufo





Mintled Ø13 X1 Nebulosa

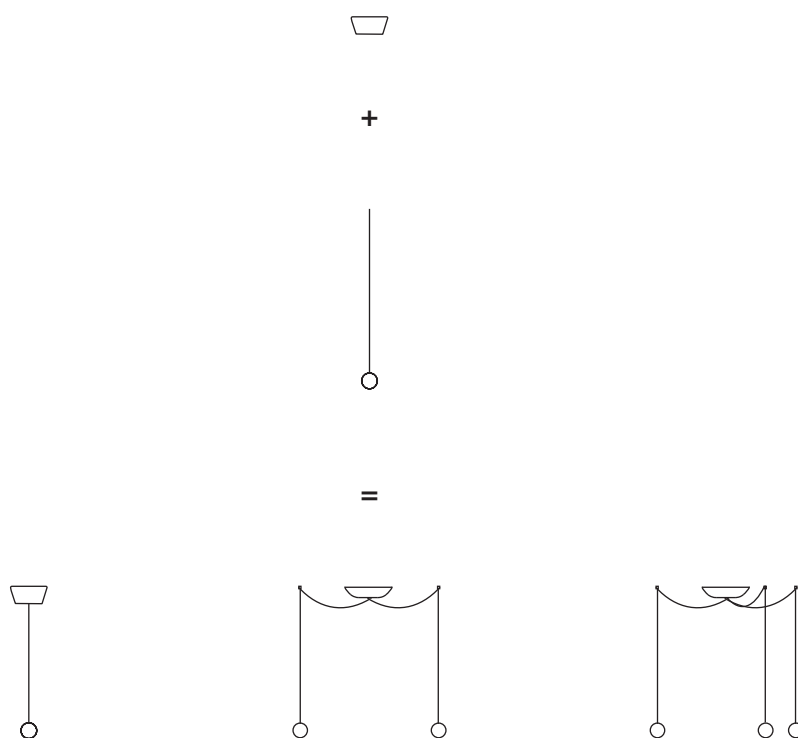
LED INTEGRATO





Mini led Ø20 + Saturno








Mini led Ø13 X1 Supernova





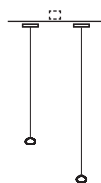
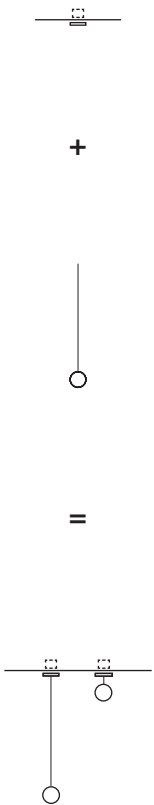
Mintiled Ø17 X1 Supernova

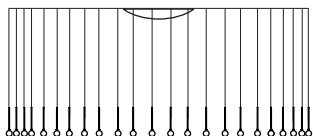






Mintled + Ufo





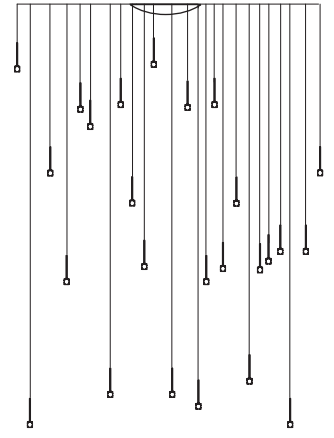
## SCIAMELED

Serie di sospensioni predefinite. Al rosone, che può essere posizionato a parete o plafone, si possono sospendere 6, 9, 12 o 24 corpi illuminanti con cavo di alimentazione a treccina. I corpi illuminanti fanno parte della collezione con LED integrato.

Collection of precomposed chandeliers. The rose may be applied to the wall or ceiling and it can power 6, 9, 12 or 24 lighting bodies with plait-like power cable. The lighting bodies are from our integrated LED collection.

Design Pepe Tanzi, 2009



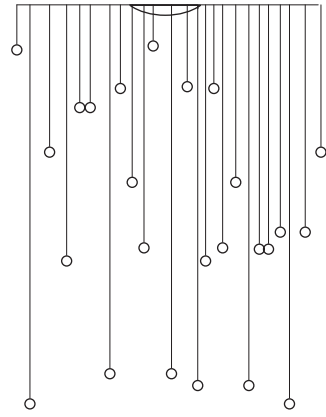
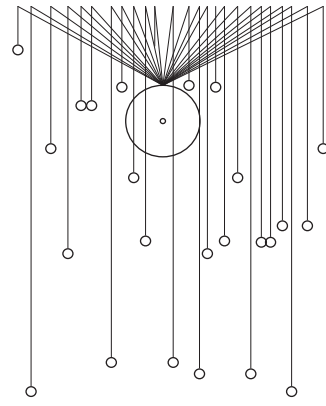
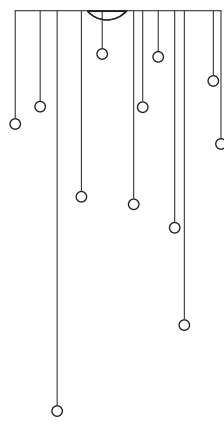
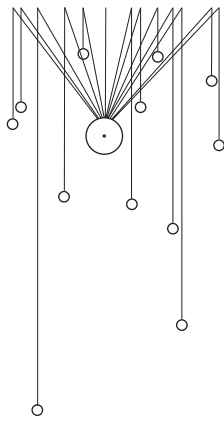
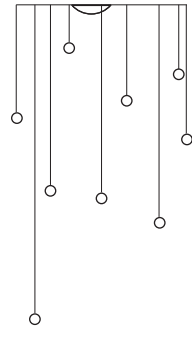
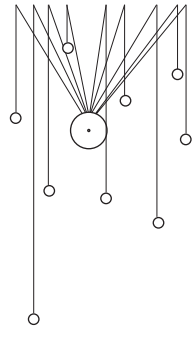
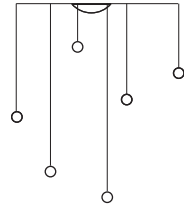
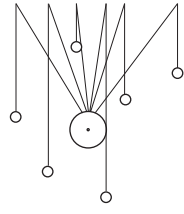


Sciameled X24 Stellina



Sciameled X24 Stellina

LED INTEGRATO

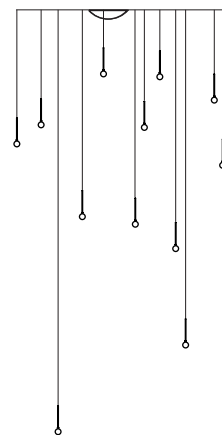


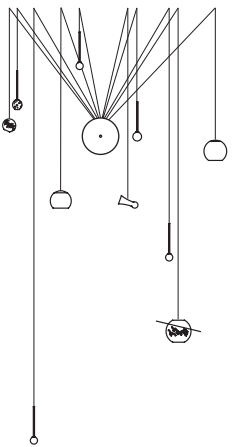


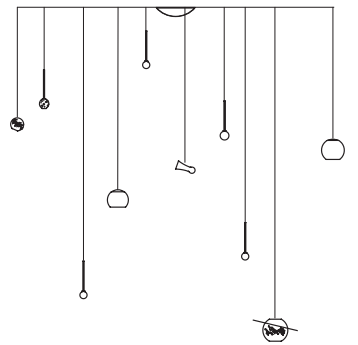


Sciarnelid X12 Venere

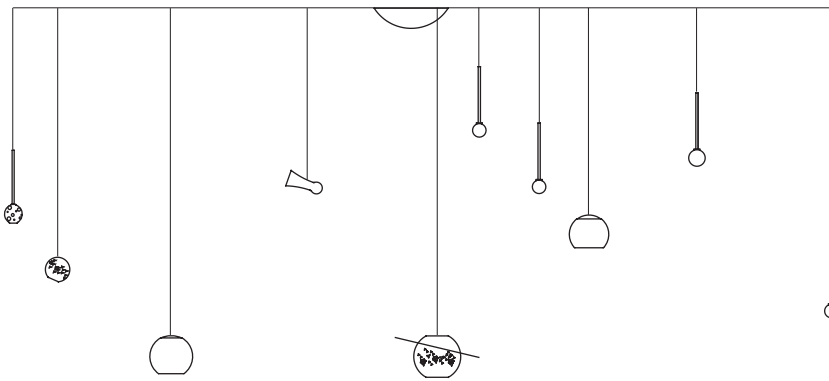
LED INTEGRATO













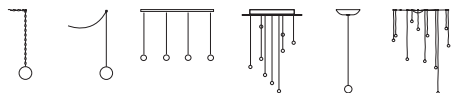
# APOCALISSE

Fornisce luce diretta verso il basso tramite LED integrato. E' realizzata in alluminio anodizzato in tre finiture: naturale, nero e bianco. Sono disponibili due diverse misure.

Provides direct light downwards by means of an integrated LED. It is in anodized aluminium in three finishes: natural, black and white. It is available in two sizes.

Design Pepe Tanzi, 2009

Universo Outdoor Barraled Lumieraled Miniled Sciemeled LED



Ø 30 cm  
H 8 cm

12 LED  
2400lm  
3000°K



Ø 17,2 cm  
H 5,3 cm

6 LED  
1200lm  
3000°K



Pricelist page  
164



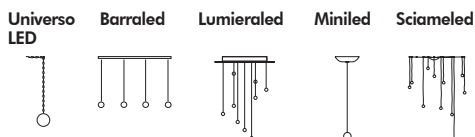
LED INTEGRATO

## BOERO

Fornisce luce diretta verso il basso e all'intorno tramite LED integrato. E' realizzata in alluminio anodizzato in tre finiture: naturale, nero e bianco. Il diffusore è in vetro borosilicato soffiato e formato a mano nelle finiture trasparente, smerigliato, blu e ambra. E' di piccolissime dimensioni.

Provides direct light downwards by means of an integrated LED.. It is in anodized aluminium in three finishes: natural, black and white. It is very small. Coloured glass diffusers are available.

Design Pepe Tanzi, 2009



Ø 3 cm  
H 18 cm

1 LED  
200lm  
3000°K  
120°



Pricelist page  
166-167



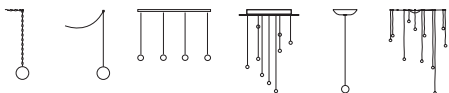
## CANNA

Fornisce luce diretta verso il basso tramite LED integrato. E' realizzata in acciaio verniciato con finitura ferro micaceo. Esiste in tre diverse dimensioni e potenze.

Provides direct light downwards by means of an integrated LED. It is made of steel varnished with metalized graphite finish. It is available in three different sizes and power.

Design Pepe Tanzi, 2011

Universo Outdoor Barraled Lumieraled Miniled Sciemeled LED







LED INTEGRATO



Ø 1,8 cm  
H 32 cm

1 LED  
200lm  
3000°K  
36°



Ø 6 cm  
H 29,3 cm

4 LED  
800lm  
3000°K  
40°



Ø 8 cm  
H 26,6 cm

6 LED  
1200lm  
3000°K  
40°



Pricelist page  
168

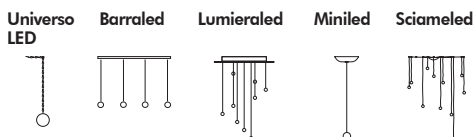












# CARAMELLA

Fornisce luce diretta verso il basso e all'intorno tramite LED integrato. E' realizzata in alluminio anodizzato in tre finiture: naturale, nero e bianco. Il diffusore viene prodotto in quattro differenti forme: Luna, Pianeta, Sole e Stella ed è in vetro borosilicato soffiato e formato a mano nelle finiture trasparente e smerigliato. E' di piccolissime dimensioni.


Provides direct light downwards by means of an integrated LED. It is in anodized aluminium in three finishes: natural, black and white. The diffuser is in hand-shaped blown borosilicate glass and available in four different shapes (Luna, Pianeta, Sole, Stella) in clear or frosted finishing. It is very small.

Design Pepe Tanzi, 2011



				
Ø 7,3 cm H 18,5 cm	Ø 4,8 cm H 18,5 cm	Ø 4 cm H 18,5 cm	Ø 4 cm H 18,5 cm	H 18,5 cm L 7 x P 3 cm
1 LED 200lm 3000°K 120°	1 LED 200lm 3000°K 120°	1 LED 200lm 3000°K 120°	1 LED 200lm 3000°K 120°	1 LED 200lm 3000°K 120°
				

Pricelist page 171

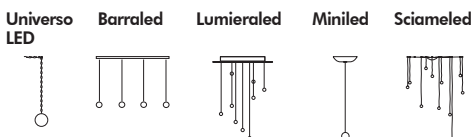


# COMETA

Fornisce luce diretta e all'intorno tramite LED integrato. E' in vetro borosilicato rigato, soffiato, formato a mano e smerigliato.

Provides direct and partially diffused light by means of an integrated LED. It is in frosted and grooved handmade blown borosilicate glass.

Design Pepe Tanzi, 2009



H 5 cm  
L 11 x P 5 cm

1 LED  
200lm  
3000°K  
120°



Pricelist page  
175

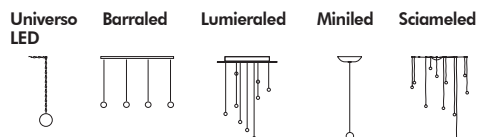


## FIOCCHI

Forniscono luce diretta verso il basso e all'intorno tramite LED integrato. Sono realizzati in alluminio anodizzato naturale e plexiglass. Il diffusore viene prodotto in tre differenti forme ispirate alle Dolomiti: Bernina, Majella e Marmolada. Sono di piccole dimensioni.

They provide direct light by means of an integrated LED. It is in natural anodized aluminium and plexiglass. The diffuser is available in three different shapes inspired by the Dolomites mountains (Bernina, Majella and Marmolada). They are very small.

Design Pepe Tanzi,



Ø 10 cm  
H 3 cm

1 LED  
200lm  
3000°K  
120°



Ø 10 cm  
H 3 cm

1 LED  
200lm  
3000°K  
120°



Ø 10 cm  
H 3 cm

1 LED  
200lm  
3000°K  
120°



Pricelist page  
176

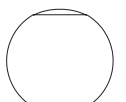
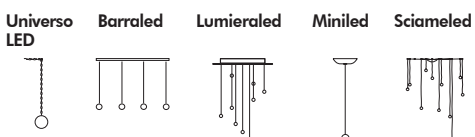


# GIOVE

Fornisce luce diretta verso il basso e parzialmente all'interno tramite LED integrato. E' in vetro borosilicato soffiato e formato a mano in finitura ambra o bianco con effetto ghiaccio all'interno.

Provides direct light downwards and partially diffused by means of an integrated LED. It is in amber or white handmade blown borosilicate glass with ice like effect inside.

Design Pepe Tanzi, 2009




Ø 8,8 cm  
H 7,4 cm

4 LED  
800lm  
3000°K  
40°



Pricelist page  
179



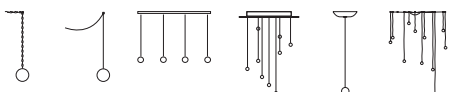
# LUNA

Fornisce luce diretta verso il basso e parzialmente all'intorno tramite LED integrato. È in porcellana bianca opaca realizzata in modo artigianale. Quando è accesa si illumina in trasparenza.

Provides direct light downwards and partially diffused by means of an integrated LED. The diffuser is in matt white handcrafted porcelain. When lit the diffuser is partially transparent.

Design Pepe Tanzi, 2009

Universo Outdoor Barraled Lumieraled Miniled Sciemeled LED



Ø 5,2 cm  
H 20,2 cm

1 LED  
200lm  
3000°K  
120°



Pricelist page  
180

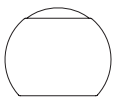
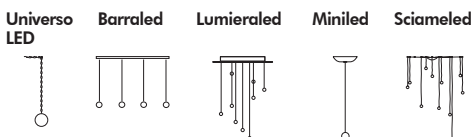


# MARTE

Fornisce luce diretta verso il basso tramite LED integrato. E' in terracotta naturale, realizzata in modo artigianale.

Provides direct light downwards by means of an integrated LED. It is in handmade natural terracotta.

Design Pepe Tanzi, 2009



Ø 7,7 cm  
H 5,6 cm

4 LED  
800lm  
3000°K  
40°



Pricelist page  
181



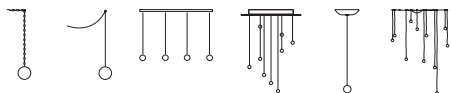
## MERCURIO

Fornisce luce diretta verso il basso e all'intorno tramite LED integrato. L'astina è realizzata in alluminio anodizzato in tre finiture: naturale, nero e bianco. Il corpo è in vetro borosilicato soffiato e formato a mano in finitura smerigliato o trasparente. La luce prodotta è di tipo calda.

Provides diffused and direct downwards light by means of an integrated LED. The stick is in anodized aluminium in three finishes: natural, black and white. The diffuser is in frosted handmade blown borosilicate glass. The light is 'warm'.

Design Pepe Tanzi, 2009

Universo Outdoor Barraled Lumieraled Miniled Sciameled LED



Ø 3,6 cm  
H 18 cm

1 LED  
200lm  
3000°K  
120°



Pricelist page  
182





LED INTEGRATO

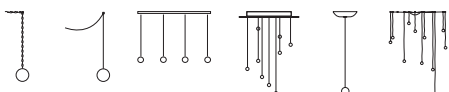
## MEZZAMANICA

Fornisce luce diretta verso il basso e all'intorno tramite LED integrato. E' realizzata in alluminio anodizzato in tre finiture: naturale, nero e bianco. Il diffusore è in vetro borosilicato soffiato e formato a mano nelle finiture trasparente, smerigliato e rigato. E' di piccolissime dimensioni.

Provides direct light downwards by means of an integrated LED. It is in anodized aluminium in three finishes: natural, black and white. It is very small. Various glass diffusers are available.

Design Pepe Tanzi, 2009

Universo Outdoor Barraled Lumieraled Miniled Sciameled LED



Ø 1,4 cm  
H 19 cm

1 LED  
200lm  
3000°K  
120°



Pricelist page  
183-184



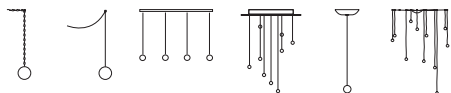
## MOGHUL

Fornisce luce diretta verso il basso e all'intorno tramite LED integrato. E' realizzata in alluminio anodizzato in tre finiture: naturale, nero e bianco. Il diffusore è in cristallo ottico sfaccettato a mano e molato. E' di piccolissime dimensioni.

Provides direct light downwards by means of an integrated LED. It is in anodized aluminium in three finishes: natural, black and white. It is very small. The diffuser is in hand crafted crystal.

Design Pepe Tanzi,

Universo Outdoor Barraled Lumieraled Miniled Sciemeled LED



Ø 6 cm  
H 17,5 cm

1 LED  
200lm  
3000°K  
120°



Pricelist page  
185

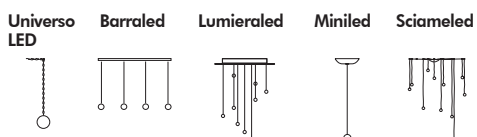


## NEBULOSA

Fornisce luce diretta verso il basso tramite LED integrato. E' realizzata in alluminio anodizzato in tre finiture: naturale, nero e bianco. Il diffusore è in vetro borosilicato soffiato e formato a mano. E' disponibile in due diverse misure.

Provides direct light downwards by means of an integrated LED. It is in anodized aluminium in three finishes: natural, black and white. The blown borosilicate glass is hand made and shaped. It is available in two different sizes.

Design Pepe Tanzi,







Ø 16 cm  
H 9 cm

Ø 24 cm  
H 9 cm

6 LED  
1200lm  
3000°K

12 LED  
2400lm  
3000°K



Pricelist page  
186



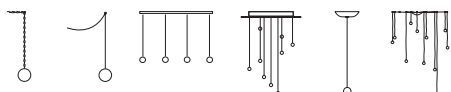
# NETTUNO

Fornisce luce diretta verso il basso e all'intorno tramite LED integrato. L'astina è realizzata in alluminio anodizzato in tre finiture: naturale, nero e bianco. Il corpo è in vetro borosilicato soffiato e formato a mano in finitura ambra. La luce prodotta è di colore ambra.

Provides diffused and direct downwards light by means of an integrated LED. The stick is in anodized aluminium in three finishes: natural, black and white. The diffuser is in amber handmade blown borosilicate glass. The light is amber coloured.

Design Pepe Tanzi, 2009

Universo Outdoor Barraled Lumieraled Miniled Sciameled LED



Ø 3,6 cm  
H 18 cm

1 LED  
200lm  
3000°K  
120°



Pricelist page  
188-189



LED INTEGRATO

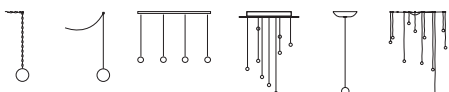
## PLUTONE

Fornisce luce diretta verso il basso e all'intorno tramite LED integrato. L'astina è realizzata in alluminio anodizzato in tre finiture: naturale, nero e bianco. Il corpo è in vetro borosilicato soffiato e formato a mano in finitura blu. La luce prodotta è di colore blu.

Provides diffused and direct downwards light by means of an integrated LED. The stick is in anodized aluminium in three finishes: natural, black and white. The diffuser is in blue handmade blown borosilicate glass. The light is blue coloured.

Design Pepe Tanzi, 2009

Universo Outdoor Barraled Lumieraled Miniled Sciemeled LED



Ø 3,6 cm  
H 18 cm

1 LED  
200lm  
3000°K  
120°



Pricelist page  
190



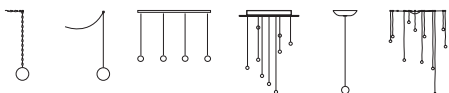
## QUASAR

Fornisce luce diretta verso il basso e all'intorno tramite LED integrato. E' realizzata in alluminio anodizzato in tre finiture: naturale, nero e bianco. E' di piccolissime dimensioni. Sono disponibili diversi terminali in vetro.

Provides direct light downwards by means of an integrated LED. It is in anodized aluminium in three finishes: natural, black and white. It is very small. Various glass diffusers are available.

Design Pepe Tanzi, 2009

Universo Outdoor Barraled Lumieraled Miniled Sciameled LED







LED INTEGRATO



Ø 1,3 cm  
H 20 cm

1 LED  
200lm  
3000°K  
120°



Pricelist page  
191



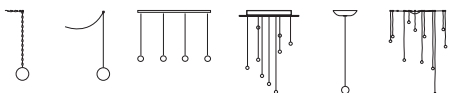
## QUASARONE

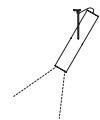
Fornisce luce diretta verso il basso tramite LED integrato. E' realizzata in alluminio anodizzato in tre finiture: naturale, nero e bianco. E' disponibile anche nella versione orientabile.

Provides direct light downwards by means of an integrated LED. It is in anodized aluminium in three finishes: natural, black and white. It is also available as adjustable spot light.

Design Pepe Tanzi, 2011

Universo Outdoor Barraled Lumieraled Miniled Sciameled LED





H 17 cm  
L 9 x P 3 cm

3 LED  
600lm  
3000°K  
40°



Ø 14,3 cm  
H 2,8 cm

3 LED  
600lm  
3000°K  
40°



Pricelist page  
192

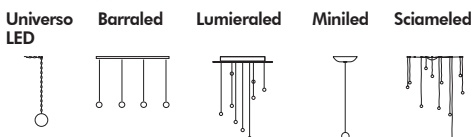


## RIGOLETTO

Fornisce luce diretta verso il basso tramite LED integrato. Viene realizzata in vetro borosilicato rigato soffiato e formato a mano con finitura trasparente. Esiste in tre diverse dimensioni e potenze. E' disponibile anche nella versione orientabile.

Provides downwards direct light by means of an integrated LED. It is made in grooved handmade blown borosilicate clear glass. It is available in three different sizes and as adjustable spot light.

Design Pepe Tanzi, 2013



H 13,5 cm  
L 11,5 x P 9,5 cm

6 LED  
1200lm  
3000°K  
40°



Ø 2,2 cm  
H 28,5 cm

1 LED  
200lm  
3000°K  
120°



Ø 3,8 cm  
H 24,3 cm

3 LED  
600lm  
3000°K  
40°



Ø 6 cm  
H 18 cm

6 LED  
1200lm  
3000°K  
40°



Pricelist page  
194

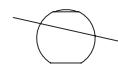
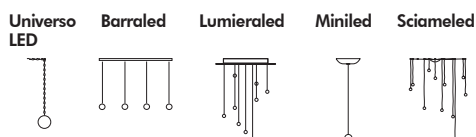


## SATURNO

Fornisce luce diretta verso il basso e parzialmente all'intorno tramite LED integrato. La luce è schermata da un anello orientabile di metacrilato che può essere rimosso. Il corpo è in vetro borosilicato smerigliato soffiato e formato a mano con effetto ghiaccio all'interno.

Provides direct light downwards and partially diffused by means of an integrated LED. The light is screened by an adjustable plastic ring which can be removed. The diffuser is in frosted handmade blown borosilicate with ice like effect inside.

Design Pepe Tanzi, 2009



Ø 18,4 cm  
H 8,8 cm

6 LED  
1200lm  
3000°K  
40°



Pricelist page  
198



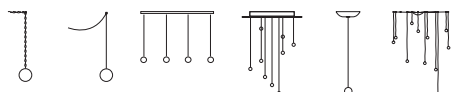
## STELLINA

Fornisce luce diretta verso il basso e all'intorno tramite LED integrato. E' realizzata in alluminio anodizzato in tre finiture: naturale, nero e bianco. Il diffusore è in cristallo ottico sfaccettato a mano e molato. E' di piccolissime dimensioni.

Provides direct light downwards by means of an integrated LED. It is in anodized aluminium in three finishes: natural, black and white. It is very small. The diffuser is in hand crafted crystal.

Design Pepe Tanzi, 2009

Universo Outdoor Barraled Lumieraled Miniled Sciemeled LED





LED INTEGRATO



H 18,5 cm  
L 3,7 x P 3,7  
cm

1 LED  
200lm  
3000°K  
120°



Pricelist page  
199



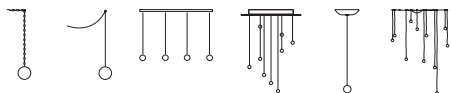
## SUPERNOVA

Fornisce luce diretta verso il basso tramite LED integrato. E' realizzata in alluminio anodizzato in tre finiture: naturale, nero e bianco. E' disponibile in due diverse misure.

Provides direct light downwards by means of an integrated LED. It is in anodized aluminium in three finishes: natural, black and white. It is available in two different sizes.

Design Pepe Tanzi, 2009

Universo Outdoor Barraled Lumieraled Miniled Sciemeled LED



Ø 13,6 cm  
H 1,7 cm

Ø 21,6 cm  
H 1,7 cm

6 LED  
1200lm  
3000°K

12 LED  
2400lm  
3000°K



Pricelist page  
200



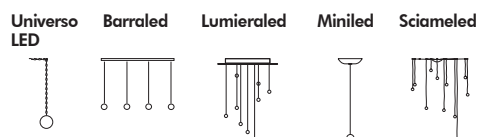


## TERRA

Fornisce luce diretta orientata a 24 gradi tramite LED integrato. E' in vetro borosilicato soffiato e formato a mano in finitura trasparente con frammenti di vetro blu all'interno. Ideale per illuminazione di accento.

Provides direct light adjusted at 24° by means of an integrated LED. It is in handmade blown borosilicate glass, in clear finish with blue glass splinters. Ideal for accent lighting.

Design Pepe Tanzi, 2009



Ø 6,4 cm  
H 6,4 cm

1 LED  
200lm  
3000°K  
120°



Pricelist page  
202



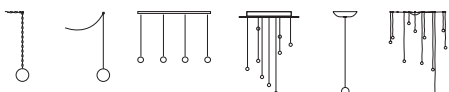
# UFO

Fornisce luce diretta verso il basso tramite LED integrato. E' realizzato in alluminio anodizzato in tre finiture: naturale, nero e bianco. E' disponibile in tre diverse misure e nella versione orientabile.

Provides direct light downwards by means of an integrated LED. It is in anodized aluminium in three finishes: natural, black and white. It is available in three different sizes and as adjustable spot light.

Design Pepe Tanzi, 2009

Universo Outdoor Barraled Lumieraled Miniled Sciameled LED



Ø 6 cm  
H 8 cm

1 LED  
200lm  
3000°K  
40°









Ø 10 cm  
H 13 cm

4 LED  
800lm  
3000°K  
40°





		
Ø 4,2 cm H 2,7 cm	Ø 8,7 cm H 4,4 cm	Ø 10,7 cm H 4,4 cm
1 LED 200lm 3000°K 40°	4 LED 800lm 3000°K 40°	6 LED 1200lm 3000°K 40°
		

Pricelist page  
203

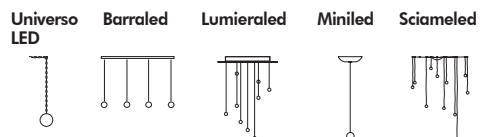


## VENERE

Fornisce luce diretta verso il basso e all'intorno tramite LED integrato. L'astina è realizzata in alluminio anodizzato in tre finiture: naturale, nero e bianco. Il corpo è in vetro borosilicato soffiato e formato a mano in finitura smerigliato, trasparente e iride.

Provides diffused and direct downwards light by means of an integrated LED. The stick is in anodized aluminium in three finishes: natural, black and white. The diffuser is in frosted, clear or iridescent handmade blown borosilicate glass.

Design Pepe Tanzi, 2009





LED INTEGRATO



Ø 4,4 cm  
H 19 cm

1 LED  
200lm  
3000°K  
120°



Pricelist page  
208

Sospensione/Suspended

**Ellepì**

Incasso/Recessed

**Caramelle**

**Ghiacciolo**

**Mezzamanica**

**Moghul**

**Nuvola**

**Pasticcini**

**Pasticcioni**

**Stellina**

**Ufo spot**

**Venere**

Parete e plafone/Wall and ceiling

**Ellepì**

**Medusina**

**Nuvola**

**Paretilla**

**Pasticcioni**

**Pianella**

Tavolo/Table

**Ledo & Leda**

**Medusina**

**Tactic**

**Tonic**





## ELLEPI

Lampada a sospensione con LED integrato a tensione di rete. Ideale sopra tavoli o piani di lavoro ma adatta anche ad illuminare piccoli ambienti. La parte dissipante è in alluminio, il diffusore è in plexiglass satinato.

Suspended light with integrated LED light source at mains power. Perfect over tables or working tops, it may also be used to light small environments. The technical components are in aluminium, the diffuser is in plexiglass with satin finish.

Design Pepe Tanzi, 2015









44 LED  
2200lm  
3000°K  
120°

Pricelist page  
210



## CARAMELLE

Piccole lampade a luce diretta previste per l'applicazione ad incasso. Disponibili in quattro forme: Luna, Pianeta, Sole, Stella. Sono realizzate in vetro borosilicato soffiato e formato a mano e sono disponibili nella finitura trasparente o smerigliata. Il supporto è in alluminio naturale disponibile nelle finiture: naturale, nero e bianco.

Small recessed lamp which provides direct light. Available in four different shapes: Luna, Pianeta, Sole, Stella. They are made in frosted or clear handmade blown borosilicate glass. The support is in aluminium, available in three finishes: natural, black and white.

Design Pepe Tanzi, 2009



Ø 7,3 cm  
H 3,5 cm

1 LED  
200lm  
3000°K  
120°



Ø 4 cm  
H 3,5 cm

1 LED  
200lm  
3000°K  
120°



Ø 4 cm  
H 3,5 cm


1 LED  
200lm  
3000°K  
120°



Ø 7 cm  
H 3 cm

1 LED  
200lm  
3000°K  
120°

Pricelist page  
212



## GHIACCIOLO

Lampada a luce diretta prevista per l'applicazione ad incasso. La lampadina è a bassissima tensione. La coppa è in vetro borosilicato soffiato e formato a mano, con finitura artigianale che riproduce l'effetto del ghiaccio. Ogni ghiacciolo è, come in natura, diverso per forma e dimensione.


Recessed lamp which provides direct light. It holds a safety extra low voltage bulb. The diffuser is in handmade blown borosilicate glass, the crafts made finish reproduces an ice like effect. Each icicle is different in size and shape, just like in nature.

Design Pepe Tanzi, 2007



300lm  
G4 12V  
max 20W

Pricelist page  
214



## MEZZAMANICA

Piccola lampada a luce diretta prevista per l'applicazione ad incasso. Il diffusore è in vetro borosilicato soffiato e formato a mano nelle finiture trasparente, smerigliato e rigato. Il supporto è in alluminio naturale disponibile nelle finiture: naturale, nero e bianco.

Small recessed lamp which provides direct light. The diffuser is in clear, frosted or grooved handmade blown borosilicate glass. The support is in aluminium, available in three finishes: natural, black and white.


Design Pepe Tanzi, 2009



Ø 1,7 cm  
H 4 cm

1 LED  
200lm  
3000°K  
120°

Pricelist page  
215



## MOGHUL

Piccola lampada a luce diretta prevista per l'applicazione ad incasso. Il diffusore è in cristallo sfaccettato e lavorato a mano. Il supporto è in alluminio naturale disponibile nelle finiture: naturale, nero e bianco.

Small recessed lamp which provides direct light. The diffuser is in handmade faceted crystal. The support is in aluminium, available in three finishes: natural, black and white.

Design Pepe Tanzi, 2015



Ø 6 cm  
H 3 cm

1 LED  
200lm  
3000°K  
120°

Pricelist page  
216



## NUVOLA

Lampade a luce diretta ad incasso, munita di lampadina alogena a tensione di rete. Realizzate in vetro borosilicato soffiato e formato a mano sono disponibili in 3 differenti dimensioni (piccola, media e grande) con finitura trasparente e smerigliata.

Wall or ceiling lights which provide direct light by means of a mains voltage halogen light bulb. They are made of handmade blown borosilicate glass. Three sizes are available (small, medium and large) in clear and frosted glass.

Design Pepe Tanzi, 2009



300lm	470lm	470lm
G4 12V	G9	G9
max 20W	110÷240V	110÷240V

Pricelist page  
217





## PASTICCINI

Lampada a luce diretta prevista per l'applicazione ad incasso. La lampadina è alogena a bassissima tensione. La coppa in vetro borosilicato soffiato e formato a mano è disponibile in quattro diverse forme (Luna, Pianeta, Sole, Stella) in finitura trasparente e smerigliata.

Recessed lamp which provides direct light, supplied with safety extra low voltage halogen bulb. The diffuser is in hand-shaped blown borosilicate glass and available in four different shapes (Luna, Pianeta, Sole, Stella) in clear or frosted finishing.

Design Pepe Tanzi, 1988



300lm  
G4 12V  
max 20W



300lm  
G4 12V  
max 20W




300lm  
G4 12V  
max 20W



300lm  
G4 12V  
max 20W

Pricelist page  
218







## PASTICIONI

Lampada a luce diretta ad incasso, munita di lampadina alogena a tensione di rete. La coppa in vetro borosilicato soffiato e formato a mano è disponibile in quattro diverse forme (Luna, Pianeta, Sole, Stella) in finitura trasparente o smerigliata. Il supporto è in acciaio nichelato o ramato.

Recessed wall lamps which provide direct light, supplied with halogen bulb using the same voltage as the mains. The diffuser is in hand-shaped blown borosilicate glass and available in four different shapes (Luna, Pianeta, Sole, Stella) in clear or frosted finishing. The support is nickel or copper plated steel.

Design Pepe Tanzi, 1991



Ø 26 cm  
H 8 cm



470lm  
G9  
110÷240V



Ø 16 cm  
H 8 cm



470lm  
G9  
110÷240V



Ø 14 cm L 21 x P 8 cm  
H 8 cm





470lm  
G9  
110÷240V



110÷240V

Pricelist page  
219





## STELLINA

Piccola lampada a luce diretta prevista per l'applicazione ad incasso. Il diffusore è in cristallo sfaccettato e lavorato a mano. Il supporto è in alluminio naturale disponibile nelle finiture: naturale, nero e bianco.

Small recessed lamp which provides direct light. The diffuser is in handmade faceted crystal. The support is in aluminium, available in three finishes: natural, black and white.

Design Pepe Tanzi, 2009



Ø 3,7 cm  
H 3,7 cm

1 LED  
200lm  
3000°K  
120°

Pricelist page  
220




## UFO SPOT

Lampada a luce orientabile prevista per l'applicazione ad incasso. Il corpo illuminante è in alluminio anodizzato disponibile nelle finiture: naturale, nero e bianco. La fonte luminosa è a LED. Ne esistono due misure.

Small recessed lamp which provides direct light. The diffuser and the support are in aluminium, available in three finishes: natural, black and white. The light source is LED. Two sizes are available.

Design Pepe Tanzi, 2009



1 LED	4 LED
200lm	800lm
3000°K	3000°K
40°	40°

Pricelist page  
221







## VENERE

Piccola lampada a luce diretta prevista per l'applicazione ad incasso. Il diffusore è in vetro borosilicato soffiato e formato a mano nelle finiture trasparente e smerigliato. Il supporto è in alluminio naturale disponibile nelle finiture: naturale, nero e bianco.

Small recessed lamp which provides direct light. The diffuser is in clear or frosted handmade blown borosilicate glass. The support is in aluminium, available in three finishes: natural, black and white.

Design Pepe Tanzi, 2009



Ø 4,4 cm  
H 4,4 cm

1 LED  
200lm  
3000°K  
120°

Pricelist page  
222

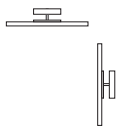


## ELLEPI

Lampada da parete o soffitto con LED integrato a tensione di rete. La luce emessa è riflessa. Adatta ad illuminare piccoli ambienti. La parte dissipante è in alluminio, il diffusore è in plexiglass satinato.

Wall or ceiling mounted light with integrated LED light source at mains power. Light is emitted by reflection. It may be used to light small environments. The technical components are in aluminium, the diffuser is in plexiglass with satin finish.

Design Pepe Tanzi, 2015



Ø 30 cm  
H 6 cm

44 LED  
2200lm  
3000°K  
120°  
220V

Pricelist page  
223





## MEDUSINA

Piccola lampada da parete a luce diretta diffusa con lampadina alogena. La struttura è in acciaio, il diffusore in vetro borosilicato soffiato e formato a mano. E' disponibile nella versione con diffusore parzialmente smerigliato o trasparente.

Small wall lamp which provides diffused direct light, supplied with a halogen bulb. The stem is in steel, the diffuser is in hand shaped blown borosilicate glass available in partially frosted or clear finish.

Design Pepe Tanzi, 2003



L11,5xP14cm  
H 9 cm

470lm  
G9  
110÷240V

Pricelist page  
224



## NUVOLA

Lampade a luce diretta per parete o plafone, munita di lampadina alogena a tensione di rete. Realizzate in vetro borosilicato soffiato e formato a mano sono disponibili in 2 differenti dimensioni (media e grande) con finitura trasparente o smerigliata.

Wall or ceiling lights which provide direct light by means of a mains voltage halogen light bulb. They are made of handmade blown borosilicate glass. Three sizes are available (medium and large) in clear and frosted finish.

Design Pepe Tanzi, 2009



L 24xP19,7cm  
H 18,2 cm

L34xP28 cm  
H 23 cm

470lm  
G9  
110÷240V

470lm  
G9  
110÷240V

Pricelist page  
225



## PARETILLA

Piccola lampada da parete. Fornisce luce diretta schermata lateralmente per mezzo del diffusore. Il supporto è in acciaio verniciato color cromo. Il diffusore in vetro soffiato a tre strati, realizzato in modo artigianale, è disponibile in vari colori. La lampadina è alogena a tensione di rete.

Small wall lamp. It provides direct light screened on the sides by a diffuser. The support is chrome coloured painted steel. The diffuser is in three-layer crafts made blown glass and is available in various colours. Provided with a mains voltage halogen light bulb.

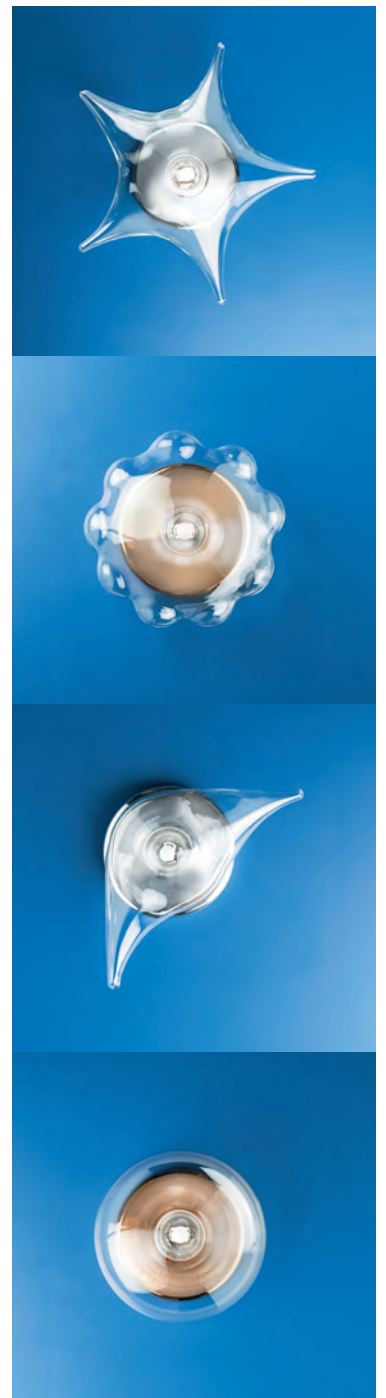
Design Pepe Tanzi, 2005



Ø 14,5 cm  
H 11,6 cm

470lm  
G9  
110÷240V

Pricelist page  
226



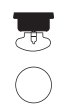

## PASTICCIONI

Lampada a luce diretta da parete e da plafone, munita di lampadina alogena a tensione di rete. La coppa in vetro borosilicato soffiato e formato a mano è disponibile in quattro diverse forme (Luna, Pianeta, Sole, Stella) in finitura trasparente o smerigliata. Il supporto è in acciaio nichelato o ramato.

Wall and ceiling lamps which provide direct light, supplied with halogen bulb using the same voltage as the mains. The diffuser is in hand-shaped blown borosilicate glass and available in four different shapes (Luna, Pianeta, Sole, Stella) in clear or frosted finishing. The support is nickel or copper plated steel.

Design Pepe Tanzi, 1991





Ø 26 cm  
H 13 cm

Ø 14 cm  
H 13 cm

Ø 14 cm  
H 13 cm

L 21xP13 cm  
H 13 cm

470lm  
G9

470lm  
G9

470lm  
G9

470lm  
G9

110÷240V

110÷240V

110÷240V

110÷240V

Pricelist page  
227



## PIANELLA

Serie di lampade a luce riflessa e diretta composte da un corpo in cotto e da supporti in metallo per le varie destinazioni d'uso. L'elemento che contiene la parabola è in cotto lavorato a mano nelle finiture cotto naturale e bianco opaco. Una piccola apertura consente alla luce di diffondersi parzialmente anche verso il basso.

Range of lamps which provide direct and reflected light consisting in a body in terracotta and metal frames planned for different uses. The element which houses the bulb is in hand-shaped terracotta in the following finishings: natural terracotta and mat white. A small cut allows the light to spread also downwards.

Design Pepe Tanzi, 2003



L 34 x P 20 cm  
H 4,5 cm

R7S  
110÷240V  
max 230W

Pricelist page  
228



## LEDO E LEDA

Lampada senza fili con batteria ricaricabile. La luce bianca calda è adatta ad illuminare i piani mentre la luce ambra dona calore ai visi. E' ideale per cene in giardino o picnic sotto le stelle e nei locali che amano le atmosfere romantiche. Il diffusore è in vetro borosilicato soffiato e formato a mano. E' realizzata interamente in Italia. La carica avviene in 4-6 ore tramite cavetto usb, accesa dura oltre 10 ore.

Cordless table lamp with rechargeable battery. The warm white light is suitable to light surfaces while the amber light is warm like a candle. It is ideal for outdoor dinners or picnics under the stars and in bars and restaurants that love romantic atmospheres. The diffuser is in hand-shaped blown borosilicate glass. All components are made in Italy. Charging takes place in 4-6 hours by means of a USB cable, it lasts over 10 hours when lit.

Design Pepe Tanzi, 2011



Ø 10 cm  
H 30 cm

LED Integrato  
ricaricabile  
max 2,5W

Pricelist page  
229





Ø 10 cm  
H 28 cm

LED Integrato  
ricaricabile  
max 2,5W

Pricelist page  
229

















## MEDUSINA

Piccola lampada da comodino o da scrittoio a luce diretta diffusa con lampadina alogena a bassissima tensione. La struttura è in acciaio, il diffusore in vetro borosilicato soffiato e formato a mano. E' disponibile nella versione con diffusore parzialmente smerigliato.

Small bedside or desk lamp which provides diffused direct light, supplied with an extra low voltage halogen bulb. The stem is in steel, the diffuser is in hand shaped blown borosilicate glass available in partially frosted finish.

Design Pepe Tanzi, 2003



Ø 11,5 cm  
H 37 cm

470lm  
G9  
110÷240V

Pricelist page  
230



## TACTIC

Lampada da comodino e da compagnia. La luce fornita dalla lampadina bispina a bassissima tensione può essere utilizzata per la lettura. Capovolgendo la lampada la luce viene progressivamente attenuata dalla caduta delle microsferi fino a diventare luce "notturna". Struttura in vetro borosilicato, sostegno in policarbonato. E' confezionata in scatola di latta stampata.

Bedside and suggestive lamp. The light supplied by the safety extra low voltage bulb can be used for reading. By overturning the lamp, as the micro-spheres fall, the projected light progressively decreases, until it becomes a night light. The structure is made of borosilicate glass with polycarbonate support element. The packaging is a printed tin box.

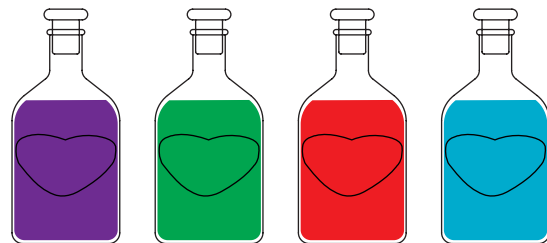
Design Pepe Tanzi, 2000



Ø 10 cm  
H 22 cm

300lm  
G4 12V  
max 20W

Pricelist page  
230



## TONIC

Lampada da comodino, da compagnia e per effetti suggestivi. Fornisce luce diretta generata da una lampadina bispina a bassissima tensione. Il diffusore-contenitore è realizzato in vetro borosilicato soffiato e forma. E' confezionata in scatola di latta.

Bedside and suggestive lamp which provides direct light generated by a safety extra low voltage light bulb. The diffuser/container is in blown and handshaped borosilicate glass and can be filled with coloured water. The lighting element can be easily separated from the glass container. The packaging is a tin box.

Design Pepe Tanzi, 1998





Ø 10 cm  
H 20 cm

300lm  
G4 12V  
max 20W

Pricelist page  
231

**SISTEMI/SYSTEMS**

10	Blow Up
54	Orbite
180	Outdoor
74	Radiale
152	Universo Led

**SOSPENSIONI/SUSPENDED**

94	Barra
22	Barra XL
210	Barraled
278	Ellepì
98	Lumiera
26	Lumiera XL
216	Lumieraled
102	Mini
28	Mini XL
224	Miniled
112	Sciame
32	Sciame XL
234	Sciameled

**INCASSO/RECESSED**

282	Caramelle
283	Ghiacciolo
284	Mezzamanica
285	Moghul
286	Nuvola
287	Pasticcini
290	Pasticcioni
292	Stellina
293	Ufo spot
295	Venere

**PARETE-PLAFONE/WALL-CEILING**

296	Ellepì
298	Medusina
299	Nuvola
300	Paretilla
302	Pasticcioni
304	Pianella

**TAVOLO/TABLE**

306	Ledo & Leda
316	Medusina
317	Tactic
318	Tonic

**CORPI ILLUMINANTI/LIGHTING BODIES**

244	Apocalisse
245	Boero
118	Bucaneve
36	Bucaneve XL
119	Campanella
246	Canna
248	Caramella
120	Crespella
122	Diatomea
39	Diatomea XL
124	Farfalla
250	Fiocchi
127	Galaverna
128	Gemma
130	Ghiacciolo
251	Giove
131	Goccia
40	Goccia XL
132	Lilium
42	Lilium XL
252	Luna
253	Marte
134	Medusina
254	Mercurio
255	Mezzamanica
256	Moghul
135	Mozzarella
257	Nebulosa
260	Nettuno
136	Nuvola
137	Ostrica
138	Ovosodo
139	Pasticcini
140	Patata
142	Pendilla
143	Pendolino
44	Pendolino XL
261	Plutone
144	Popone
262	Quasar
264	Quasarone
266	Rigoletto
267	Saturno
145	Seppiolina
146	Sigaretta
147	Sigaro
48	Sigaro XL
268	Stellina
149	Strale
270	Supernova
271	Terra
272	Ufo
274	Venere



*Photographs*

Enrico Colzani

*Thanks to:*

QC Terme  
Paola Colombo for QC Terme  
NH Collection Hotel Brussels  
NH Hotel and Congress centre Milano  
Piccola Enoteca restaurant Taiwan  
and Ao Shin Lu International Co., LTD  
Relais Masseria Capasa - photo: Adriano Pecchio  
Montana Lodge and spa \*\*\*\*\*Hotel and Studio Del Portico  
(arch. Del Portico, arch. Quattrocchi, arch. Citterio, arch. Battani)  
Castello di Sulbiate and Arch. Laura Cremonesi  
Barni Arredamenti  
Cappellini cucine  
Tribe Communication  
Studio Marchetti Demaria Architetti  
Villa Balbiano and Building Engineering  
CLS Architetti  
Chiara e Gigi Tanzi Architetti  
Architetto Zussino and Centroluce  
Architetto Nisi Magnoni  
Architetto Sara Lucci  
Vanna Zorzi and Architetto Fracasso  
Wicky's restaurant  
Comoyan restaurant and P. Blanno, ImatFelco  
Y-not restaurant  
Hotel Tahiti Formentera  
Valentina and staff Negri Illuminazione  
Brenna Arredamenti  
Studio Centroluce - ph. Villa Trotti  
Ristorante Al Campanile and Schera illuminazione  
Massimo Cavana Lab  
Taverna del Ricetto  
Casa Zacchera and Gabriella, COMET  
Francesca e Andrea  
Urban Electric and Ed  
Staff @GMDE

all Album staff and friends

