



## MINILED

Rosone che contiene il trasformatore e al quale si possono sospendere, con il proprio cavo di alimentazione a treccina da 1 a 3 corpi illuminanti con. Nel caso in cui il punto luce sia decentrato rispetto alla zona da illuminare i corpi illuminanti possono essere posizionati esattamente dove occorrono tramite un nottolino da fissare al plafone. I corpi illuminanti sono a scelta tra quelli della collezione con LED integrato.

Rose which holds the transformer and to which it is possible to hang 1, 2 or 3 lighting bodies by means of their own power cable. If the lighting point is not centred according to the place you need to light, it is possible to use a ceiling fixed nipple to hang the lighting body exactly where it is needed. Choose the lighting bodies from our integrated LED collection.

Design Pepe Tanzi, 2009



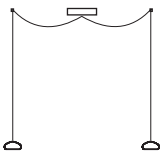
Mirrored Ø17 X1 Nebulosa

LED INTEGRATO





Mini led 14x14 + Ufo








Mintled Ø13 X1 Nebulosa

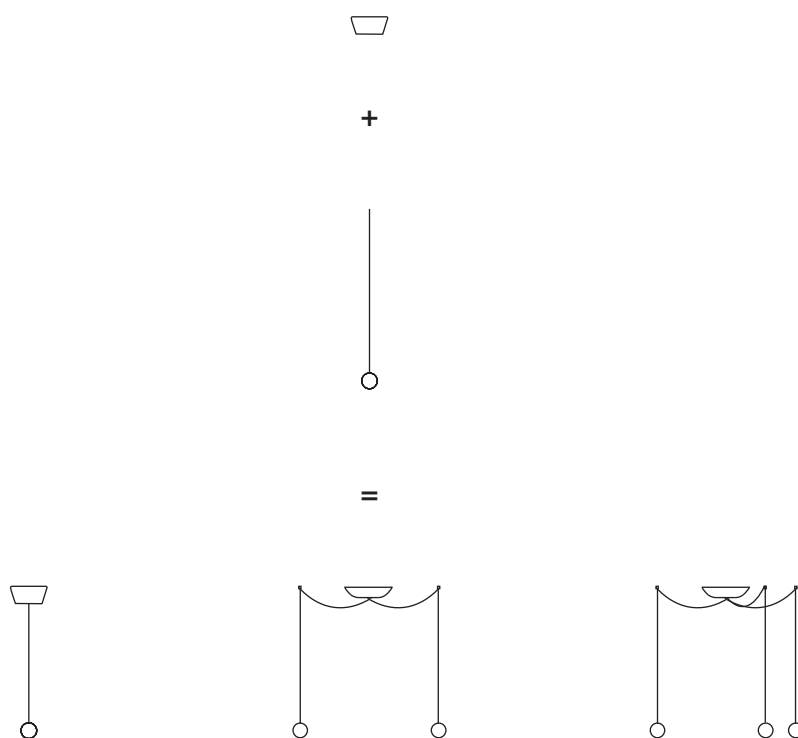
LED INTEGRATO





Mini led Ø20 + Saturno







Mini led Ø13 X1 Supernova








Mintiled Ø17 X1 Supernova









Mintled + Ufo

